

Stock Code : 02611 Stock Name : GTJA

# 2024 GUOTAIJUNAN INTERIM REPORT

國泰君安證券股份有限公司  
GUOTAI JUNAN SECURITIES CO., LTD.  
(A joint stock company incorporated in the  
People's Republic of China with limited liability)



國泰君安證券股份有限公司  
GUOTAI JUNAN SECURITIES CO., LTD.

## Important Notice

The Board, the Supervisory Committee, Directors, Supervisors and senior management of the Company warrant that the contents of the interim report (this “Interim Report”) are true, accurate and complete, without any misrepresentation, misleading statement or material omission, and severally and jointly bear the legal responsibilities thereof.

This Interim Report has been considered and approved by the fourteenth meeting of the sixth session of the Board.

### Details of absent directors

<b>Position of absent director</b>	<b>Name of absent director</b>	<b>Reason of absent director</b>	<b>Name of proxy</b>
Director	LIU Xinyi	Business engagement	GUAN Wei
Director	Sun Minghui	Business engagement	Zhang Manhua

The interim report is not audited.

The Audit Committee has reviewed and confirmed the interim results of the Group for the six months ended 30 June 2024, and has not raised any objection to the accounting policies and practices adopted by the Group.

The 2024 interim financial report of the Group prepared in accordance with the International Accounting Standards has not been audited but has been reviewed by KPMG.

ZHU Jian, the person in charge of the Company, NIE Xiaogang, the person in charge of the accounting affairs, and DONG Boyang, the person in charge of the accounting department (head of the accounting department) of the Company, warrant the truthfulness, accuracy and completeness of the interim condensed consolidated financial statements.

The profit distribution proposal or the proposal on transfer of the capital reserve fund into share capital, within the Reporting Period, was approved by the Board

As approved at the fourteenth meeting of the sixth session of the Board, the Company will distribute an interim dividend of RMB1.5 (tax inclusive) for every 10 shares for 2024 based on the total share capital of the Company on the record date of the equity distribution. If calculated based on the total share capital of the Company of 8,903,730,620 Shares as at 30 June 2024, the total amount of cash dividends to be distributed would be RMB1,335,559,593, accounting for 26.63% of the consolidated net profit attributable to owners of the parent company in the first half of 2024.

### Statement of the risks involved in forward-looking statements

Applicable  Not applicable

Forward-looking statements included in this Interim Report, including future plans and development strategies, do not constitute a substantial commitment of the Company to investors. Investors and persons concerned shall be fully aware of the risks and understand the difference between plans, estimates and commitments.

### Was there any appropriation of funds on a non-operating basis by controlling shareholders of the Company or their related parties

No

## Important Notice

**Did the Company provide any external guarantees in violation of the prescribed decision-making procedures**

No

**Whether more than half of the Directors were not able to assure the truthfulness, accuracy and completeness of the Interim Report disclosed by the Company**

No

### MAJOR RISK WARNING

The risks faced by the Company in its operations mainly include: market risk, credit risk, liquidity risk, operational risk and reputational risk, which are specifically embodied as the risk of possible loss to the Company due to unfavorable changes of market prices; risk of loss to the Company due to failures to perform their obligations stipulated in relevant contracts by securities issuer, counterparties and debtors or the changes of market value of the debts caused by the changes of credit rating or contract performance capacity; risk of not being able to obtain sufficient funds in time at reasonable costs to repay debts that are due, fulfil other payment obligations and satisfy the funding requirements for ordinary business operation; risk of possible loss caused by the failures of internal systems and procedures, improper employee behaviors, IT risks and the influence of external events; and risk of negative evaluation of the Company's reputation due to the Company's operation, management and other behaviors or external events.

The Company has established an effective internal control system, compliance management system and a dynamic regulatory system based on risk control indicators to enable the operations of the Company are conducted within an extent of predictable, controllable and tolerable risks.

Investors are advised to read "Section III Discussion and Analysis of the Board of Directors" as set out in this Interim Report carefully for risks related to the operations of the Company.

### Others

Applicable     Not applicable

# Contents

Section I	Definitions	2
Section II	Company Profile and Key Financial Indicators	4
Section III	Discussion and Analysis of the Board of Directors	9
Section IV	Corporate Governance	53
Section V	Environment and Social Responsibility	71
Section VI	Significant Events	78
Section VII	Changes in Shares and Particulars of Shareholders	99
Section VIII	Preferred Shares	112
Section IX	Corporate Bonds	113
Section X	Interim Condensed Consolidated Financial Statements	155
Section XI	Information Disclosure of Securities Company	246

## Section I Definitions

In this Interim Report, unless the context otherwise requires, the following terms and expressions have the meanings set forth below:

### Definitions of frequently-used terms

the Company/Company/Guotai Junan	Guotai Junan Securities Co., Ltd.
the Group/Group	Guotai Junan Securities Co., Ltd. and its subsidiaries
Articles of Association	the articles of association of Guotai Junan Securities Co., Ltd.
Share(s)	ordinary shares in the capital of the Company with a nominal value of RMB1 each, comprising A Shares and H Shares
Shareholder(s)	holder(s) of the Share(s) of the Company
Board/Board of Directors	the board of Directors of the Company
Director(s)	director(s) of the Company
Supervisory Committee	the Supervisory Committee of the Company
Supervisor(s)	the supervisor(s) of the Company
CSRC	China Securities Regulatory Commission (中國證券監督管理委員會)
Shanghai Bureau of the CSRC	Shanghai Office of the China Securities Regulatory Commission (中國證券監督管理委員會上海監管局)
SAC	Securities Association of China (中國證券業協會)
SSE/Shanghai Stock Exchange	Shanghai Stock Exchange
SZSE/Shenzhen Stock Exchange	Shenzhen Stock Exchange
Hong Kong Stock Exchange	The Stock Exchange of Hong Kong Limited
International Group	Shanghai International Group Co., Ltd. (上海國際集團有限公司)
Shanghai SA	Shanghai State-owned Assets Management Co., Ltd. (上海國有資產經營有限公司)
Shenzhen Investment Holdings	Shenzhen Investment Holdings Co., Ltd. (深圳市投資控股有限公司)
Guotai Junan Asset Management	Shanghai Guotai Junan Securities Asset Management Co., Ltd. (上海國泰君安證券資產管理有限公司)
Guotai Junan Futures	Guotai Junan Futures Co., Ltd. (國泰君安期貨有限公司)
Guotai Junan Financial Holdings	Guotai Junan Financial Holdings Co., Ltd. (國泰君安金融控股有限公司)
Hong Kong Subsidiaries	Guotai Junan Financial Holdings Co., Ltd. and its controlled subsidiaries
Guotai Junan International	Guotai Junan International Holdings Limited (國泰君安國際控股有限公司), controlled by Guotai Junan Financial Holdings Co., Ltd. and a public company listed on the Hong Kong Stock Exchange (stock code: 1788)
Guotai Junan Innovation Investment	Guotai Junan Innovation Investment Co., Ltd. (國泰君安創新投資有限公司)
Guotai Junan Zhengyu	Guotai Junan Zhengyu Investment Co., Ltd. (國泰君安證裕投資有限公司)

## Section I Definitions

HuaAn Funds	HuaAn Funds Management Co., Ltd. (華安基金管理有限公司)
Shanghai Securities	Shanghai Securities Co., Ltd. (上海證券有限責任公司)
Guoxiang Properties	Shanghai Guoxiang Properties Co., Ltd. (上海國翔置業有限公司)
SPD Bank	Shanghai Pudong Development Bank Co., Ltd. (上海浦東發展銀行股份有限公司)
Shanghai Rural Commercial Bank	Shanghai Rural Commercial Bank Co., Ltd. (上海農村商業銀行股份有限公司)
Company Law	the Company Law of the PRC
Securities Law	the Securities Law of the PRC
SSE Listing Rules	The Rules Governing the Listing of Stocks on the Shanghai Stock Exchange
Hong Kong Listing Rules	The Rules Governing the Listing of Securities on The Stock Exchange of Hong Kong Limited
Model Code	the Model Code for Securities Transactions by Directors of Listed Issuers as set out in Appendix C3 to the Hong Kong Listing Rules
Corporate Governance Code	the Corporate Governance Code as set out in Appendix C1 to the Hong Kong Listing Rules
SFO	the Securities and Futures Ordinance (Chapter 571 of the Laws of Hong Kong)
Reporting Period	the first half of 2024
Yuan	RMB Yuan
A Shares	domestic shares of the Company, with a nominal value of RMB1 each, which are listed on the Shanghai Stock Exchange and traded in RMB
H Shares	overseas listed foreign shares of the Company, with a nominal value of RMB1 each, which are listed on the Hong Kong Stock Exchange and traded in Hong Kong dollars
FICC	Fixed Income, Currencies and Commodities
Daohe APP	APP serving institutional customers
Jun Hong APP	APP serving retail customers

## Section II Company Profile and Key Financial Indicators

### I. PROFILE

Name in Chinese	國泰君安證券股份有限公司
Abbreviation in Chinese	國泰君安、國泰君安證券
Name in English	Guotai Junan Securities Co., Ltd.
Abbreviation in English	GTJA、Guotai Junan Securities
Legal Representative	ZHU Jian
President	LI Junjie

### Registered Capital and Net Capital

Unit: yuan Currency: RMB

	At the end of the Reporting Period	At the end of the last year
Registered Capital <sup>Note</sup>	<b>8,904,610,816</b>	8,904,610,816
Net Capital	<b>91,726,991,030</b>	92,603,555,793
Share Capital	<b><u>8,903,730,620</u></b>	<b><u>8,904,610,816</u></b>

Note: On 19 July 2024, upon the completion of industrial and commercial registration for the change of the registered capital, the Company's registered capital was changed from RMB8,904,610,816 to RMB8,903,730,620.

### Business Qualifications for Each Individual Business of the Company

Applicable  Not applicable

The business scope of the Company covers licensed items: securities business; securities investment consultation; securities companies provide intermediary business to futures companies. (For items subject to approval by laws, business activities can only be conducted after obtaining approval(s) from the relevant departments, and specific businesses shall be subject to the approval documents or license documents granted by the relevant departments) General items: financial advisory services relating to securities. (Except for items subject to approval by laws, business activities can be conducted independently with the business license in accordance with the laws)

As of the date of this report, please refer to Appendix I for details of business qualifications for each individual business of the Company and its controlled subsidiaries.

## Section II Company Profile and Key Financial Indicators

### II. CONTACT PERSONS AND CONTACT METHODS

	Secretary to the Board	Securities Affairs Representative
Name	NIE Xiaogang	LIANG Jing
Contact address	No. 768 Nanjing West Road, Jingan District, Shanghai	No. 768 Nanjing West Road, Jingan District, Shanghai
Telephone	021-38676798	021-38676798
Facsimile	021-38670798	021-38670798
E-mail	dshbgs@gtjas.com	dshbgs@gtjas.com

### III. CHANGE IN BASIC INFORMATION

Registered address of the Company	No. 618 Shangcheng Road, China (Shanghai) Pilot Free-Trade Zone, Shanghai, PRC
Historical change in registered address of the Company	Not applicable
Office address of the Company	No. 768 Nanjing West Road, Jingan District, Shanghai
Postal code of office address of the Company	200041
Company website	<a href="http://www.gtja.com/">http://www.gtja.com/</a>
Email	dshbgs@gtjas.com

### IV. INFORMATION DISCLOSURE AND UPDATE ON LOCATION FOR INSPECTION OF DOCUMENTS

Name of newspapers selected by the Company for information disclosure	China Securities Journal	<a href="http://www.cs.com.cn/">http://www.cs.com.cn/</a> ;
	Shanghai Securities News	<a href="http://www.cnstock.com/">http://www.cnstock.com/</a> ;
	Securities Times	<a href="http://www.stcn.com/">http://www.stcn.com/</a> ;
	Securities Daily	<a href="http://www.zqrb.cn/">http://www.zqrb.cn/</a>
Website for publication of interim report	<a href="http://www.sse.com.cn/">http://www.sse.com.cn/</a> ;	<a href="http://www.hkexnews.hk/">http://www.hkexnews.hk/</a>
Location for inspection of interim report of the Company	No. 768 Nanjing West Road, Jingan District, Shanghai	

### V. SHARES OF THE COMPANY

Type of share	Listing venue	Stock name	Stock code	Stock name before change
A Share	Shanghai Stock Exchange	國泰君安	601211	Not applicable
H Share	Hong Kong Stock Exchange	GTJA	02611	Not applicable



## Section II Company Profile and Key Financial Indicators

### VI. OTHER INFORMATION OF THE COMPANY

Applicable  Not applicable

### VII. KEY ACCOUNTING DATA AND FINANCIAL INDICATORS OF THE COMPANY

#### (I) Key accounting data

*Unit: thousand yuan Currency: RMB*

<b>Key accounting data</b>	<b>Reporting Period (January to June)</b>	<b>Corresponding period of last year</b>	<b>Movement during the Reporting Period compared with the corresponding period of last year (%)</b>
Total revenue and other income	25,779,128	26,170,739	-1.50
Operating profit	6,388,648	7,348,700	-13.06
Profit before income tax	6,519,157	7,543,318	-13.58
Profit for the period attributable to equity holders of the Company	5,016,017	5,741,577	-12.64
Net cash (used in)/generated from operating activities	-12,682,368	277,621	-4,668.23
Basic earnings per share (RMB/share)	0.52	0.61	-14.75
Diluted earnings per share (RMB/share)	0.52	0.60	-13.33
Weighted average return on net assets (%)	3.11	3.75	Decrease by 0.64 percentage point

## Section II Company Profile and Key Financial Indicators

	At the end of the Reporting Period	At the end of last year	Movement at the end of the Reporting Period compared with the end of last year (%)
Total assets	<b>898,059,606</b>	<b>925,402,484</b>	<b>-2.95</b>
Total liabilities	723,247,546	752,024,474	-3.83
Equity attributable to equity holders of the Company	168,096,267	166,969,253	0.67
Share capital	8,903,731	8,904,611	-0.01
Net assets per share attributable to equity holders of the Company	18.88	18.75	0.69
Gearing ratio (%)	74.79	76.77	Decrease by 1.98 percentage points

Note 1: Gearing ratio = (total liabilities – accounts payable to brokerage customers – Proceeds from underwriting securities received on behalf of customers)/(total assets – accounts payable to brokerage customers – Proceeds from underwriting securities received on behalf of customers).

Note 2: As of 30 June 2024, the equity attributable to equity holders of the Company was RMB168.096 billion, the share capital was 8.904 billion shares, and net assets per share of the Company amounted to RMB18.88 as calculated by the formula “net assets per share = equity attributable to equity holders of the Company/share capital”. The above net assets per share attributable to equity holders of the Company include perpetual bonds issued by the Company. After deducting the effect, the net assets per share attributable to ordinary shareholders of the listed company as at 30 June 2024 were RMB16.64 (31 December 2023: RMB16.51).

## Section II Company Profile and Key Financial Indicators

### (II) Net capital and risk control indicators of the parent company

Unit: thousand yuan Currency: RMB

Item	At the end of the Reporting Period	At the end of last year
Net capital	<b>91,726,991</b>	92,603,556
Net assets	<b>145,955,447</b>	145,798,689
Risk coverage ratio (%)	<b>208.40</b>	201.54
Capital leverage ratio (%)	<b>18.30</b>	16.14
Liquidity coverage ratio (%)	<b>357.66</b>	269.72
Net stable funding ratio (%)	<b>135.13</b>	128.83
Net capital/Net assets (%)	<b>62.85</b>	63.51
Net capital/Liabilities (%)	<b>23.85</b>	20.11
Net assets/Liabilities (%)	<b>37.95</b>	31.67
Equity securities and derivatives held/Net capital (%)	<b>30.28</b>	33.19
Non-equity securities and derivatives held/Net capital (%)	<b>318.00</b>	343.14

Note: The net capital and various risk control indicators of the parent company comply with the relevant provisions of the Administrative Measures for the Risk Control Indicators of Securities Companies (《證券公司風險控制指標管理辦法》).

### VIII. DIFFERENCES OF ACCOUNTING DATA UNDER DOMESTIC AND OVERSEAS ACCOUNTING STANDARDS

Applicable  Not applicable

### IX. OTHERS

Applicable  Not applicable

## Section III Discussion and Analysis of the Board of Directors

### I. DESCRIPTION OF INDUSTRY CONDITIONS AND PRINCIPAL BUSINESSES OF THE COMPANY DURING THE REPORTING PERIOD

#### (I) Principal business and operating model of the Company

Driven by customer demand, the Group has established a retail, institutional and corporate customer service system, forming the business segments covering wealth management business, investment banking business, institutional and trading business, investment management business and international business. The Group generates fee and commissions income and interest income mainly through the provision of financial products or services to clients and receives investment gains through securities or equity investments.

In terms of specific businesses:

Our wealth management business mainly provides securities and futures brokerage, financial products, investment advisory, margin financing, stock pledging and securities lending, agreed securities repurchase and other services to clients;

Our investment banking business mainly provides listing sponsorship, equity underwriting, debt underwriting, structured debt financing, M&A financial advisory and diversified corporate solutions to corporate and governmental clients;

Our institutional and trading business mainly consists of research, institutional brokerage, trading and investment and alternative investment, among which, institutional brokerage mainly provides prime brokers, seat leasing, custody outsourcing, QFII and other services to institutional clients; our trading and investment business mainly includes investment transactions in stocks, fixed income, foreign exchange, large commodities and their derivative financial instruments, as well as providing integrated financial solutions for clients' investment, financing and risk management;

Our investment management business provides fund management and asset management services to institutions and individuals;

In respect of international business, the Group built an international business platform around Guotai Junan Financial Holdings, and conducts brokerage, corporate finance, asset management, loans and financing services, as well as financial products, market making and investment businesses mainly through Guotai Junan International in Hong Kong, and has expanded its business presence into the United States, Europe, Southeast Asia and other regions.

In the first half of 2024, the Group recorded total revenue and other income of RMB25.779 billion, representing a decrease of 1.50% compared with the same period of last year; and profit for the period attributable to equity holders of the Company was RMB5.016 billion, representing a decrease of 12.64% compared with the same period of last year.

## Section III Discussion and Analysis of the Board of Directors

### The Group's business composition and income drivers for the first half of 2024

Principal business category	Total revenue and other income (RMB'000)	Increase compared with the same period of last year (%)	Contribution to operating revenue (%)
Wealth management	8,766,440	-4.04	34.01
Investment banking	1,106,077	-26.95	4.29
Institutional and trading	9,745,665	-6.58	37.80
Investment management	2,116,141	-13.58	8.21
International business	3,402,880	63.93	13.20
Other	641,925	13.73	2.49
<b>Total</b>	<b>25,779,128</b>	<b>-1.50</b>	<b>100.00</b>

### Significant changes in the Company's major assets during the Reporting Period

As at 30 June 2024, total assets of the Group amounted to RMB898.060 billion, representing a decrease of 2.95% compared with the end of last year. Among our total assets, financial assets at fair value through profit or loss amounted to RMB350.316 billion, representing a decrease of 5.97% compared with the end of last year; debt instruments at fair value through other comprehensive income amounted to RMB73.995 billion, representing a decrease of 21.40% compared with the end of last year; cash held on behalf of brokerage customers amounted to RMB153.851 billion, representing an increase of 8.39% compared with the end of last year; margin accounts receivable amounted to RMB82.947 billion, representing a decrease of 7.58% compared with the end of last year; financial assets held under resale agreements amounted to RMB62.654 billion, representing a decrease of 10.07% compared with the end of last year.

Of which, offshore assets amounted to RMB157.650 billion, accounting for 17.55% of the total assets.

### (II) Description of the status of the industry

Over the past three decades, with the development of the PRC securities market, the PRC securities industry has continued to standardize and expand. The securities companies have gradually accelerated their pace of innovation, expanded their business scope, improved their profitability and enhanced their risk resistance capacity. Meanwhile, the profitability of the PRC securities industry is driven by brokerage, proprietary trading, underwriting, margin trading and asset management businesses. This leads to the revenue and profits of the industry being more dependent on the trends of the securities market. Along with the change in the booming cycle of the securities market, the profit level of the PRC securities industry also demonstrates the characteristics of cyclical fluctuations. In respect of the changes in profitability in recent years, the industry has achieved profit growth for three consecutive years from 2019 to 2021 and recorded a continuous decrease in profit in 2022 to 2023.

## Section III Discussion and Analysis of the Board of Directors

In the first half of 2024, the State Council issued the Several Opinions on Strengthening Regulatory Risk Prevention and Promoting the High-quality Development of the Capital Market, which together with the supporting institutional rules issued by the CSRC formed a ‘1+N’ policy system, with the main line of strengthening supervision, preventing risks, and promoting high-quality development, highlighting the ‘strong foundation’, ‘strict supervision and control’, and well performing the functional role of the capital market. On the one hand, it will focus on ‘strengthening the fundamentals’ while continue to improve the capital market functions of coordinating investment and financing. On financing, the focus is on improving the quality of listed companies and highlighting new quality and productivity direction of services; the investment side focuses on the establishment of a market ecosystem for fostering long-term investment and supporting medium – and long-term funds to enter into the market; while the trading side further highlights fairness and continuously promotes the intrinsic stability of the capital market. On the other hand, while highlighting ‘strict supervision and management’, it will focus on the risk prevention and strict supervision, investor-oriented, improvement of the quality of listed companies, in order to accelerate the establishment of a comprehensive, three-dimensional capital market regulatory system. These policies and measures put forward higher requirements for the securities industry to promote principal business, accelerate transformation and upgrading high-quality development. Meanwhile, the CSRC proposed to establish 2 to 3 investment banks and investment institutions with international competitiveness and market leadership by 2035, and to support leading institutions to enhance their core competitiveness through mergers and acquisitions, organisational innovation, etc., setting a clear development direction of building better and stronger leading securities companies and accelerating the construction of first-class investment banks.

### (III) Position of the Company in the industry

The Group is a long-term, consistent and across-the-board leader in the PRC securities industry, providing integrated financial services. The Group has experienced the entire history and multiple cycles of the development of the PRC capital market and has stood at the forefront of the capital market through trials and hardships. It has maintained its leading position in the industry in terms of capital scale, profitability, business strength and risk management capabilities.

## II. ANALYSIS OF CORE COMPETITIVENESS DURING THE REPORTING PERIOD

Applicable    Not applicable

During the long development process, the Company has gradually developed three core competitive advantages of integrated service platform, leading digital technology and sound compliance culture, which have played an irreplaceable pillar role in the long-term sustainable and stable development of the Group.

## Section III Discussion and Analysis of the Board of Directors

### (I) Integrated service platform

The Group has all the required licences and a comprehensive business scope, with nationwide layout and overseas presence. Its main business ranks among the top in the industry, with strong comprehensive service capabilities. Since its establishment by way of merger, the Group has always adhered to the concept of integrated services and provided customers with integrated services, so that its competitiveness has continued to rise, operating performance has maintained growth and leading position has been consolidated. In 1999, faced with the mission of full consolidation and deep integration, the Group proposed the development direction of “adhering to customer-centric” integrated services. After its A-share listing in 2015, the Group actively capitalized on the advantages of resource endowments and explored and promoted synergy. In recent years, in response to new changes in customer demand and market landscape, the Group further clarified the goals, methods and tasks of building an “integrated service platform”. The Group actively seized the opportunity of the comprehensive reform of state-owned assets and state-owned enterprises, further promoted integrated services, and set up three collaborative development committees for retail, institutional and corporate customers, and a cross-border business collaborative development committee, optimized and improved the supporting guarantee mechanism for collaborative business development, while promoted cross-line and cross-divisional collaboration at home and abroad, resulting in closer coordination and cooperation between the head office and subsidiaries and the various business lines, thereby gradually improving the advantages of the Group’s comprehensive financial service platform. In the first half of 2024, the Group accelerated the construction of three types of customer service systems for retail, institutional and corporate customers, and determined the overall ideas and implementation path of matching differentiated integrated financial services for different customer groups. We deepened the cooperative connections, built a comprehensive and synergistic service model for three types of customers, and provided one-stop full-life cycle financial services, thus perfecting the ‘customer-centric’ integrated service system.

### (II) Leading digital technology

The Group places great emphasis on strategic investment in technology and continuously promotes proprietary financial technology innovation. The Group is a pioneer in the application of financial technology in the securities industry, and its investment in information technology has always been at the forefront of the industry. In 2003, in response to the industry’s large-scale and intensive development trend, the Group took the lead in building a centralized trading system for large-scale application. In 2014, the Group built the industry’s first high-level, large-capacity and park-type green data center, which effectively guaranteed the stable operation of the system under extreme market conditions in 2015. In recent years, in the face of the new development trend of accelerated integration and deep mutual embedding between the securities industry and digital technology, the Group has creatively put forward the comprehensive digital transformation vision of building a “SMART investment bank” and the ecological development concept of “open securities” for the first time in the industry, and successively launched projects such as the group management cockpit, cross-sector financial technology laboratory and new generation of core trading system for information technology application and innovation. We have become the first company in the industry to complete the full conversion of the new generation of core trading system for information technology application and innovation, leading the development of digital technology in the industry. In the first half of 2024, the Group made every effort to promote comprehensive digital transformation with, ‘online, digital and intelligent’ measures steadily implemented. The OneID customer operation system has been basically completed, the management cockpit has been fully upgraded, and the ‘ALL in AI’ new strategy based on the ‘AI in ALL’ has been launched. We have

## Section III Discussion and Analysis of the Board of Directors

also released the industry's first large multimodal securities vertical model with a 100-billion-parameter – Junhong Lingxi Large Model, steadily pushed forward the construction of key projects such as Daohe-Xiaoshoutong platform and investment banking digital intelligence platform and continued to optimize the digital wealth management platform with Jun Hong APP at its core and the comprehensive service platform for institutional customers with Daohe APP as its core. The continuous investment in digital technology has increasingly shown its supporting role in enhancing customer experience, promoting business development, and improving management capabilities. Since its establishment by way of merger, the Group has won a total of 34 science and technology awards at the provincial and ministerial levels. Levels and numbers of awards ranked the first in the industry. At the end of the Reporting Period, Jun Hong APP ranked second in the industry in terms of average monthly active users, with mobile terminal users of 40.8033 million, representing an increase of 0.9% as compared with the end of last year. The accumulated number of users of the Daohe platform was 76,700, with a coverage of 9,744 institutional and corporate customers, representing an increase of 5.5% and 6.4% respectively as compared with the end of last year.

### (III) Sound compliance culture

The Group firmly believes that risk management is the primary core competitiveness of securities companies. Since its establishment, the Group has committed to the business values of soundness and compliance, adhered to the corporate culture of soundness and compliance, and established a comprehensive and effective risk management and internal control system. In addition, the Group has accurately identified and effectively managed risks through a sound risk management system, scientific risk management models and methods and advanced risk management methods, which has promoted the long-term sustainable and comprehensive development of the Group. At the beginning of its establishment by way of merger in 1999, the Company proposed to focus on the main business and “earn profits under the sun.” During the integrated management period of the industry from 2004 to 2007, the Company pioneered the third-party custody model and successfully passed through the industry cycle. In 2015, in the face of abnormal fluctuations in the stock market, the Company took the lead in making counter-cyclical adjustment in respect of its margin financing and securities lending business, which maximized the safety of customer assets. In recent years, in the face of the new environment of the increasingly stricter compliance and risk control, the Group has gradually consolidated the foundation of a group-based unified risk management system, strived to build three lines of defense, namely “business units, compliance risk control and audit”, promoted the formation of a complete set of scientific, complete, efficient, intensive and professional group-based comprehensive risk control management system and comprehensively built a lifeline for high-quality development; constantly strengthened its comprehensive risk pre-warning and response capabilities, continuously improved the refined level of compliance risk management, and steadily propelled its risk management to shift from post-mortem to forward-looking judgment, from passive management to active empowerment, ensuring the stable and healthy development of the Group. In the first half of 2024, the Group continued to improve its compliance and risk control system, continuously optimized mechanisms and processes, strengthened risk management and control in key areas such as derivatives, quantitative trading, and margin trading and securities lending, and firmly maintained the bottom line of preventing systemic financial risks. So far, the Company has attained the Grade AA rating in Class A from the CSRC for 17 consecutive years and the highest rating in the industry cultural construction practice evaluation for 4 consecutive years.



## Section III Discussion and Analysis of the Board of Directors

### III. DISCUSSION AND ANALYSIS OF OPERATION CONDITION

#### (I) Overall operation condition

In the first half of 2024, facing the complicated external environment, the Company adhered to the general principle of making progress while maintaining stability and focused on key tasks such as “improving business competitiveness, accelerating comprehensive digitalization and improving refined management efficiency”, and steadily progressed various operations. We have made every effort to develop our “five key essays” of technology finance, green finance, inclusive finance, pension finance and digital finance, with the aim of consolidating and enhancing our core competitiveness while maintaining a stable and orderly operation and steady development of major businesses. In respect of wealth management business, the Company continued to promote professional competency building and accelerated its transformation into buy-side investment advisory. We have made positive progress in high-quality customer acquisition and maintained growth in product sales. In respect of investment banking business, the Company continued to consolidate its competitiveness in the key regions, actively served scientific and technological innovation and green development sectors, and made significant progress in bond underwriting. In respect of institutional and trading business, the Company steadily promoted the development of the FICC, cross-border and market-making businesses, and enhanced the comprehensive services for key customers, while continuously strengthened transaction pricing and customer service capabilities. In respect of investment management business, the Company consolidated the core capabilities of active management with the scale of asset management continued to grow. In respect of international business, the cross-border integration and overseas layout were effectively promoted with significant growth in revenue and such development gradually yield positive results.

During the Reporting Period, the Company formulated the Work Plan for Deepening Reform and Improvement of Guotai Junan (2023-2025) to strengthen the top-level design of the reform. Adhering to the customer-centered approach, we continued to consolidate our customer base through active establishment of three major customer service systems for retail, institutional and corporate customers. Through continuous optimization of the organizational structure and deepened reform in human resources, our management system and mechanism have been further enhanced. We continued to promote the philosophy of “intensification, cost reduction, quality improvement and efficiency enhancement”, and the construction of the financial shared centre and the procurement management centre, smoothly pushed forward the “centralized operation 2.0”, continued to enhance the refined management capability, and further strengthened the group management and control. We have steadily implemented the “online, digital and intelligent” measures, and the establishment of the digital platform to enable high-quality business development; further improved the compliance and risk control management system, strengthened risk prevention and control in key business areas, established a solid bottom line for compliance and risk control, making a sound and effective compliance, risk control and management mechanism. The Company has obtained Class A and AA regulatory ratings by the CSRC for 17 consecutive years, continued to be selected into the “white list” of securities companies and awarded the highest rating in the industry’s cultural construction practice assessment for four consecutive years, and maintained international credit ratings at BBB+ by Standard & Poor and Baa1 by Moody with the outlook of the Company being stable.

## Section III Discussion and Analysis of the Board of Directors

### (II) Analysis of principal businesses

#### 1. Wealth management business

##### (1) Retail brokerage and wealth management

According to the statistics of SSE and SZSE, in the first half of 2024, the trading volume of stock and fund market in SSE and SZSE was RMB115.20 trillion, representing a decrease of 7.6% compared with the corresponding period of last year.

In the first half of 2024, the Group's wealth management business followed the model "driven by investment advisory and empowered by technology", continued to promote the professional competencies of investment advisors, rolled out a new model of asset allocation service for buyers, deepened the implementation of digital, platform-based integrated wealth management services, and accelerated the pace of transformation and development. During the Reporting Period, the Company improved its classified and hierarchical retail customer service systems, and continued to strengthen its retail customer base by comprehensively promoting the Jun Hong Intelligent Investment Service System, enriching the offerings of high-quality products and portfolios, launching the integrated service model for entrepreneur's offices, building a differentiated service platforms, and exploring the applications of leading financial technologies such as the AI large model. We adhered to the direction of high-quality customer expansion, optimised differentiated service strategies, strengthened the promotion of smart trading, resulting in increased share of stock and funds transactions and industry-leading brokerage business. Through establishing an asset allocation research system for buyers, optimizing product offering strategy, enriching portfolio allocation services, improving product sales mechanism, we have achieved stable growth in product sales and continuous optimization of customer asset structure. By deepening the collaborative development, expanding the customer base, and optimizing the public fund investment advisory and private customized service models, the brand influence of Jun Hong's buyer investment advisory continued to increase. We built a unified management system, training system, service content system and digital platform system, systematically contributing to the establishment of investment advisory team and enhancing investment advisory professional capabilities and customer satisfaction. We accelerated the standardization of branches, optimized the layout of outlets, strengthened the analysis of outlet operation and performance supervision, explored the construction of green outlets, to continuously enhance our regional competitiveness. We have created an intensive internet operation model, optimized the customer experience of the Jun Hong APP, enriched the Jun Hong Bai Shi Tong service scenarios, upgraded the wealth management technology platform, and firmly pushed forward a comprehensive digital transformation.

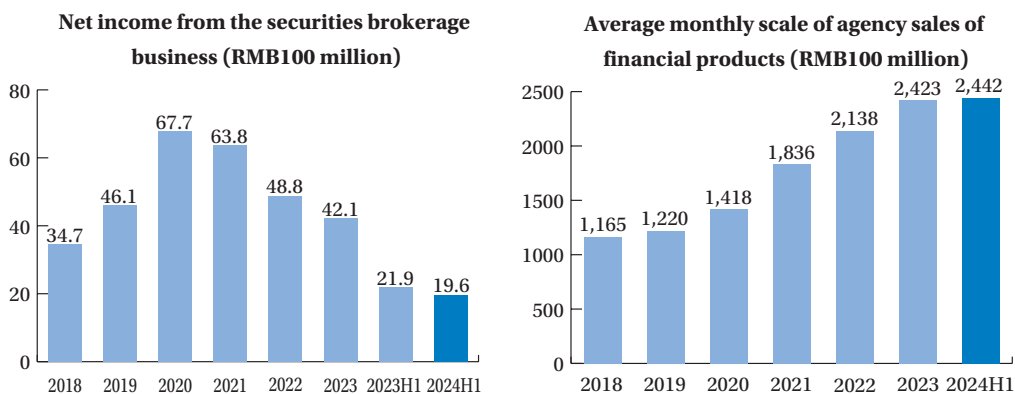
## Section III Discussion and Analysis of the Board of Directors

At the end of the Reporting Period, there were 40.8033 million users of Jun Hong APP, representing an increase of 0.9% from the end of last year, and average monthly active users amounted to 8.2873 million<sup>1</sup>, representing an increase of 4.1% from last year. The number of personal fund accounts was 18.4184 million, representing an increase of 3.2% compared with the end of last year. A total of 3,795 persons were qualified as investment consultants, representing an increase of 2.7% from the end of last year, continue to rank fourth in the industry. The asset of “Jun Xiang Tou (君享投)” investment advisory business clients was RMB16.571 billion, representing an increase of 30.2% compared with the end of last year. During the Reporting Period, the transaction amount of domestic stocks and funds was RMB11.51 trillion, representing a decrease of 3.3% compared with same period last year; the market share was 5.00%, representing an increase of 0.23 percentage point as compared with the last year. The sales of financial products amounted to RMB389.2 billion, representing an increase of 1.9% from the corresponding period of last year, and the monthly average size of financial products was RMB244.2 billion, representing an increase of 0.8% from the corresponding period of last year.

### Change in the scale of the Group’s securities brokerage business in the first half of 2024 (Unit: RMB100 million)

	Item	Reporting Period	Corresponding period of last year
Stocks	Trading amount	<b>98,657</b>	101,952
	Market share	<b>4.92%</b>	4.57%
Securities investment funds	Trading amount	<b>16,464</b>	17,064
	Market share	<b>5.54%</b>	6.45%
Bonds	Trading amount	<b>275,799</b>	293,301
	Market share	<b>5.41%</b>	6.00%

Source: Statistics from members of SSE and SZSE, adjusted the data of the same period of last year accordingly.



Source: Company’s business and financial data.

<sup>1</sup> Data of average monthly active users from qianfan.tech.

## Section III Discussion and Analysis of the Board of Directors

### (2) Futures brokerage

According to the statistics of China Futures Association, on unilateral basis, in the first half of 2024, the cumulative trading volume of futures market was RMB281.51 trillion, representing an increase of 7.4% compared with the corresponding period of last year, among which the cumulative trading volume of commodity futures was RMB201.15 trillion, representing an increase of 0.7% compared with the corresponding period of last year and the cumulative trading volume of financial futures was RMB80.36 trillion, representing an increase of 29.0% compared with the corresponding period of last year. As of the end of June 2024, the scale of customer equity of futures industry was RMB1,392.948 billion, representing a decrease of 2.1% from the end of last year.

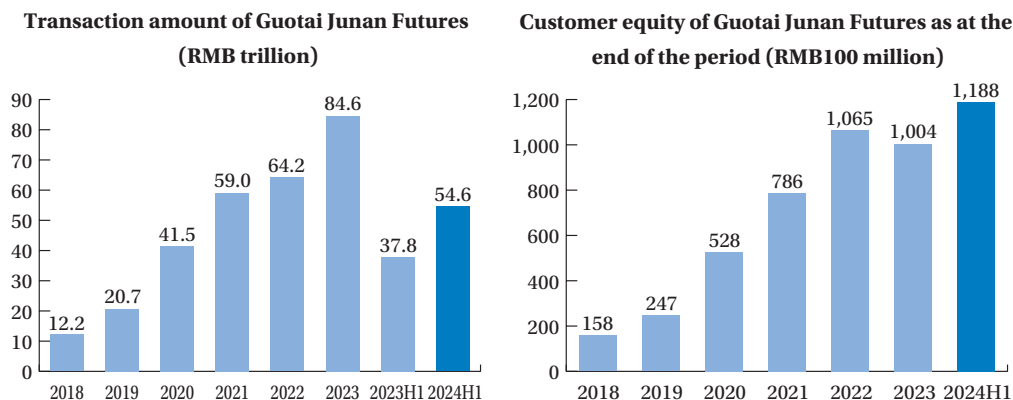
In the first half of 2024, Guotai Junan Futures seized market opportunities to take the initiative to adapt to policy adjustments, and was fully incorporated into the Group's integrated platform, which accelerated the construction of the industrial ecosystem, optimized the model of institutional business development, resulting in the significant increase in its market shares in transaction amount and customer equity. The Singapore subsidiary of Guotai Junan Futures has made its first transaction in cross-border OTC derivatives business and its cross-border service capacity has gradually improved. During the Reporting Period, the futures transaction amount of Guotai Junan Futures was RMB54.59 trillion, representing an increase of 44.3% compared with the corresponding period of last year, with a market share of 9.70%, representing an increase of 2.26 percentage points from the last year, among which, the market share of transaction amount of commodity futures was 8.66%, representing an increase of 2.56 percentage points from the last year, and the market share of transaction amount of financial futures was 12.29%, representing an increase of 0.48 percentage point from the last year, ranking second, third, third and second in terms of market share of transaction amount on the Shanghai Futures Exchange, Dalian Commodity Exchange, Zhengzhou Commodity Exchange and China Financial Futures Exchange, respectively. As at the end of the Reporting Period, the scale of customer equity was RMB118.8 billion, representing an increase of 18.3% from the end of last year, and continued to rank second in the industry.

#### Major business indicators of Guotai Junan Futures in the first half of 2024

Item	Reporting Period	Corresponding period of last year
Transaction amount (RMB trillion)	54.59	37.84
Number of board lots (100 million)	5.57	4.96
	At the end of the Reporting Period	At the end of last year
Cumulative effective accounts opened (unit)	224,116	208,958
Customer equity at the end of the period (RMB100 million)	1,188	1,004

Source: the Company's business data.

## Section III Discussion and Analysis of the Board of Directors



Source: the Company's business data.

### (3) Margin financing and securities lending business

According to the statistics of Wind, as at the end of June 2024, the balance of margin financing and securities lending in the market amounted to RMB1,480.899 billion, representing a decrease of 10.3% from the end of last year, in which, the balance of margin financing amounted to RMB1,449.327 billion, representing a decrease of 8.2% from the end of last year and the balance of securities lending amounted to RMB31.571 billion, representing a decrease of 55.9% from the end of last year.

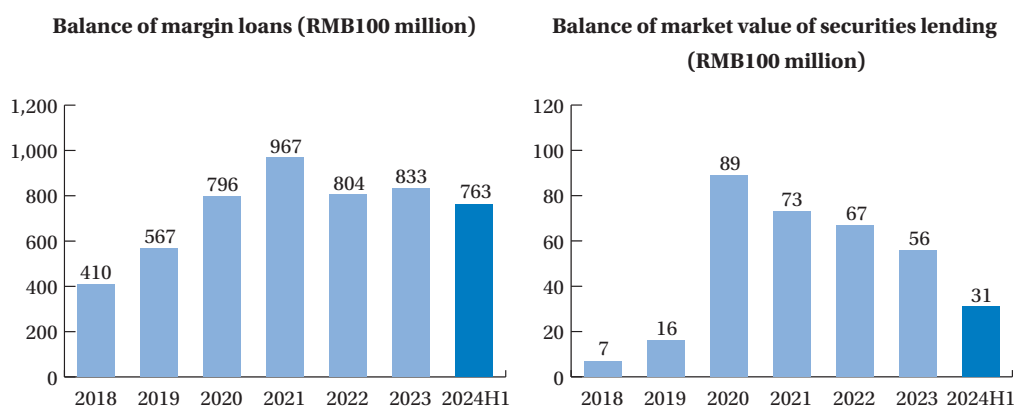
In the first half of 2024, adhering to the counter-cyclical adjustment mechanism, the Group's margin financing and securities lending business focused on customer demands, developed new business strategies, optimized the pricing mechanism, resulting in significant growth in the number of new accounts. It took the initiative to integrate into the Group's three major customer service systems, creating an advantage in integrated services, strengthening compliance and risk control management, enhancing investigating risky stocks, thereby optimizing the business structure and continuing to enhance the quality of assets. It upgraded its system platform to enhance customer services and operational efficiency. During the Reporting Period, the number of net new financing and securities financing clients was 11,600, representing a year-on-year increase of 48.4%. At the end of the Reporting Period, the balance of the Group's margin financing and securities lending amounted to RMB79.433 billion, representing a decrease of 10.7% from the end of last year, with a market share of 5.36%, representing a decrease of 0.02 percentage point from the end of last year, and maintained margin ratio at 242.7%. Among which, the balance of margin financing amounted to RMB76.296 billion, representing a decrease of 8.5% from the end of last year, with a market share of 5.26%, representing a decrease of 0.01 percentage point from the end of last year, and the balance of securities lending amounted to RMB3.138 billion, representing a decrease of 43.8% from the end of last year. The cumulative number of institutional customer accounts opened was 3,926, representing an increase of 4.9% from the end of last year; the balance of the margin financing and securities lending from institutional customers amounted to RMB18.263 billion, representing a decrease of 15.3% from the end of last year, accounting for 23.0% of the balance of the margin financing and securities lending of the Group.

## Section III Discussion and Analysis of the Board of Directors

### Scale of the Group's margin financing and securities lending business as at the end of June 2024 (Unit: RMB100 million)

Item	At the end of the Reporting Period	At the end of last year
Balance of margin loans	<b>762.96</b>	833.46
Market value of securities lending	<b>31.38</b>	55.79
Balance of margin refinancing	-	39.10

Source: the Company's business data.



Source: the Company's business data.

#### (4) Stock pledging business

According to the statistics of the SAC, at the end of March 2024, the margin loans for stock pledged financing in the securities industry was RMB206.347 billion, a decrease of 1.6% from the end of last year.

In the first half of 2024, the Group's stock pledging business actively responded to the impact of the market and policy environment, adhered to the business strategy of "diversification, low leverage and high liquidity", and steadily promoted high-quality business development; actively explored high-quality projects and customers, strengthened the customer service for industrial leaders and segment leaders, and explored comprehensive business opportunities; strengthened post-lending management, improved the efficiency of project early warning, and promoted the optimization of asset structure; strengthened the construction of digital intelligence to optimize project management and control throughout the cycle. At the end of the Reporting Period, the outstanding balance of the stock pledging business was RMB23.038 billion, a decrease of 13.2% from the end of last year, and the average collateral coverage ratio was 233.1%. The outstanding balance of sell-buy back transactions was RMB1.857 billion, an increase of 2.6% from the end of last year.

## Section III Discussion and Analysis of the Board of Directors

### Scale of the Group's stock pledging and sell-buy back transactions business as at the end of June 2024 (Unit: RMB100 million)

Item	At the end of the Reporting Period	At the end of last year
Outstanding balance of the stock pledging business	<b>230.38</b>	265.31
Including: Margin loans for stock pledged financing	<b>230.38</b>	262.45
Outstanding balance of sell-buy back transactions	<b>18.57</b>	18.10

Source: the Company's business data.

#### 2. Investment banking business

According to Wind and other statistics, in the first half of 2024, the total financing amount underwritten by securities companies was RMB4,710.316 billion<sup>2</sup>, representing a decrease of 4.9% compared with the same period of last year. In particular, the total equity financing amount was RMB99.317 billion, representing a decrease of 81.3% compared with the same period of last year. The total debt financing underwritten by securities companies was RMB4,610.999 billion, representing an increase of 4.3% compared with the same period of last year. The amount of M&A transactions as approved by the CSRC and stock exchanges was RMB9.441 billion, representing a decrease of 84.4% compared with the same period of last year.

In the first half of 2024, the Company's investment banking business responded prudently to changes in the external environment and continued to build an 'industrial investment bank, comprehensive investment bank and digital investment bank'. Focusing on science and technology innovation, the Company deepened its efforts in key industries and steadily improved its industrial service capabilities; actively seized opportunities in the bond market, driving significant growth in bond underwriting amount and market share, and steadily enhancing the competitiveness of key products such as corporate bonds; proactively explored opportunities in M&A and restructuring, financial consultancy, and ESG, and deepened the expansion of its business chain; and actively implemented strategies on serving Shanghai and other national key regions, and continued to consolidate our competitiveness in key regions with securities underwriting amounts ranked 2nd, 5th and 4th in the Yangtze River Delta, the Beijing-Tianjin-Hebei region and the Greater Bay Area; promoted the establishment of corporate customer service system through collaborations and continued to optimize the 'investment banking+' ecosystem around the needs of corporate customers throughout the entire lifecycle; improved the digital intelligence platform of our investment banking business and continue to deepen the digital transformation; consolidated the construction of the compliance, risk and control systems and continuously improved the quality of investment banking practice. During the Reporting Period, the Group's lead underwriting amount of securities was RMB434.589 billion, representing an increase of 26.4% compared with the same period of last year, and the market share was 9.23%, representing an increase of 1.11 percentage points compared with last year, ranking third in the industry. In particular, the lead underwriting amount of equity interest was RMB4.851 billion, representing a decrease of 77.5% compared with the same period of last year, with a market share of 4.88%, representing a decrease of 1.33 percentage points compared with last year. The number of lead underwritings by the Company for IPO was 5 projects, ranking tied for first in the industry. The lead underwriting amount of IPO was RMB2.139 billion, representing a decrease of 80.4% compared with the same period of last year, with a market share of 7.07%, representing a decrease of 1.76 percentage points compared with last year, and ranking sixth in the industry. The lead underwriting amount of bonds was RMB429.738 billion, representing an increase

<sup>2</sup> The underwriting amount does not include local government bonds. The same applies below.

## Section III Discussion and Analysis of the Board of Directors

of 33.3% compared with the same period of last year, with a market share of 9.32%, representing an increase of 1.01 percentage points compared with last year, and ranking third in the industry, in which, the lead underwriting amount of corporate bonds was RMB173.312 billion, representing an increase of 29.9% compared with the same period of last year, with a market share of 9.25%, representing an increase of 1.00 percentage point compared with last year, and ranking third in the industry. The Company actively serves technological innovation and green development. As at the end of the Reporting Period, we had 4 sponsored projects under review for IPO, ranking fourth in the industry. The Company was the first registered sponsor of IPO projects on the Science and Technology Innovation Board after Rule 8 of the Science and Technology Innovation Board was published, and the first independent financial advisor approved for merger, acquisition and restructuring projects on the Science and Technology Innovation Board. During the Reporting Period, the lead underwriting amount of science and technology innovation bonds was RMB24.832 billion, representing an increase of 119.8% compared with the same period of last year and ranking fourth in the industry. The lead underwriting amount of green bonds was RMB16.021 billion, representing a decrease of 43.2% compared with last year, and the ranking rose to the second in the industry.

### Scale of the Group's investment banking business in the first half of 2024

	Item	Reporting Period	Corresponding period of last year
IPO	Number of lead underwritings	5	8
	Amount of lead underwritings (RMB100 million)	21.39	108.91
Refinancing	Number of lead underwritings	4	11
	Amount of lead underwritings (RMB100 million)	27.12	106.37
Enterprise bonds <sup>Note 1</sup>	Number of lead underwritings	5	14
	Amount of lead underwritings (RMB100 million)	12.51	57.30
Corporate bonds	Number of lead underwritings	427	353
	Amount of lead underwritings (RMB100 million)	1,733.12	1,333.89
Financial bonds	Number of lead underwritings	108	59
	Amount of lead underwritings (RMB100 million)	1,060.04	749.38
Other bonds <sup>Note 2</sup>	Number of lead underwritings	545	408
	Amount of lead underwritings (RMB100 million)	1,491.7	1,082.23

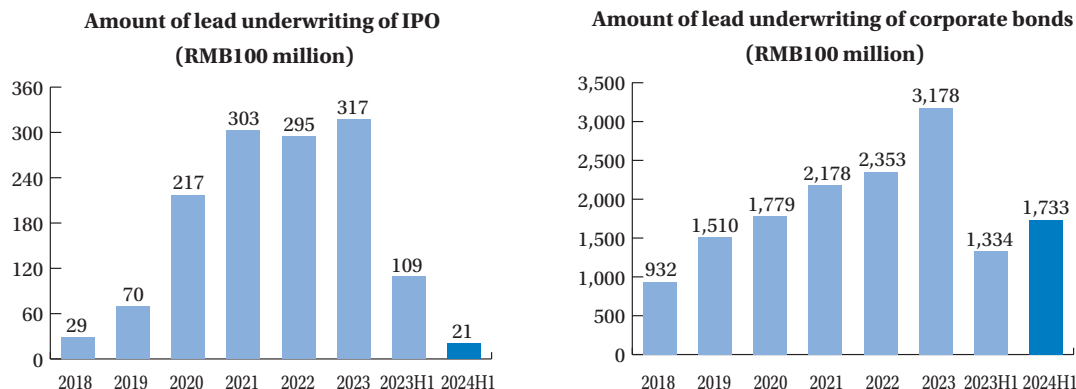
Source: Wind, the Company's business data.

Note 1: Enterprise bonds do not include bonds issued by government-backed agencies.

Note 2: Other bonds include debt financing instruments for non-financial businesses, ABS, standardized bills, exchangeable bonds and bonds issued by government-backed agencies.



## Section III Discussion and Analysis of the Board of Directors



Source: Wind, the Company's business data.

### 3. Institution and Transaction Business

#### (1) Research Business

In the first half of 2024, the research institute department of the Company comprehensively optimised the incentive assessment mechanism, strengthened the services to the three major customer groups and enhanced internal research support capabilities; strengthened research planning and enhanced research services to key customers, with an improvement in the ranking of key customers' investment research; and continued to push forward the integration of cross-border research to enhance the influence of our institute in both domestic and overseas markets. During the Reporting Period, the research institute department of the Company completed a total of 4,394 research reports and conducted roadshows for 25,001 institutional customers, of which, 16,464 were core customers, representing a year-on-year increase of 42.9%.

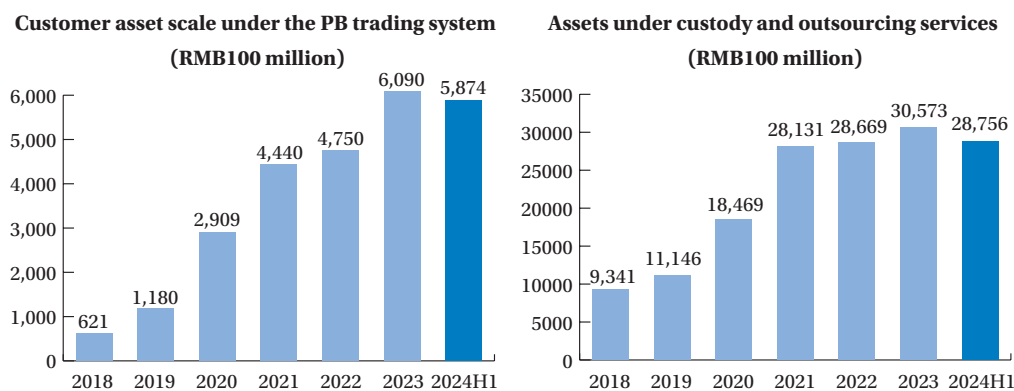
#### (2) Institution brokerage business

In the first half of 2024, the Group steadily promoted the establishment of institutional customer service system, strengthened business synergy, expanded customer coverage, promoted in-depth classification and hierarchical management system of institutional customers, enhanced the level of refined customer group management, and leveraged the resource advantages of key regions. The effectiveness of comprehensive services gradually became apparent. For public equity and insurance customer segments, we strengthened the head-to-head strategic cooperation with key customers, and deepened the synergy in the ETF ecosystem, product sales, brokerage transaction settlement, investment banking, custody, margin financing and securities lending. For private equity and trust customers, we strengthened the list management and selection of key customers, established a risk prevention system for securities investment private equity managers, improved professional trading service capabilities, and strengthened comprehensive services for key

## Section III Discussion and Analysis of the Board of Directors

customers. Facing the customer base of banks and wealth management subsidiaries, we promoted breakthroughs in the securities settlement business and improved the quality of research services. For overseas institutional customers, we strengthened its coverage of large investment banks and commercial banks, further broadened its customer base and strengthened its cross-border services. We upgraded the Daohe platform, enhanced the function of Daohe-Xiaoshoutong, and built the Daohe Intelligent Investment advisory allocation service platform and the Jun Ji professional trading service platform, to provide comprehensive solutions for institutional customers and empower high-quality institutional business. The share of institutional client stock and funds transactions steadily improved, while QFII and brokerage transaction settlement and other businesses kept growing, and custody outsourcing continued to maintain its leading position in the industry.

At the end of the Reporting Period, the account assets of institutional customers was RMB2.67 trillion, representing a decrease of 0.1% compared with the end of last year; during the Reporting Period, the stock and funds transactions volume of institutional customers amounted to RMB5.99 trillion, representing an increase of 9.0% compared with the same period of last year, with a market share of 2.60%, representing an increase of 0.30 percentage point from the last year. In particular, the stock and funds transactions volume of QFII amounted to RMB2.36 trillion, representing an increase of 55.7% compared with the same period of last year. At the end of the period, the sales scale of Daohe-Xiaoshoutong amounted to RMB57.291 billion, representing an increase of 30.8% compared with the end of last year. At the end of the Reporting Period, the customer asset size of PB (prime brokers) trading system amounted to RMB587.364 billion, representing a decrease of 3.6% compared with the end of last year. The scale of existing products of securities brokerage trading and settlement amounted to RMB182.939 billion, representing an increase of 6.8% compared with the end of last year. The asset size of custody and outsourcing businesses reached RMB2,875.6 billion, representing a decrease of 5.9% compared with the end of last year. Among such business section, the number of private funds under custody continued to rank the second in the securities industry and the assets under our custody from mutual funds amounted to RMB187.3 billion, representing an increase of 6.8% compared with the end of last year, continued ranking the first in the securities industry.



Source: the Company's business data.

## Section III Discussion and Analysis of the Board of Directors

### **(3) Trading and investment business**

According to statistics of Wind, in the first half of 2024, SSE Index declined by 0.25% and China Bond Total Full Price (Total Value) Index rose by 2.24%, the exchange rate of USD against RMB increased by 2.36%, and Nanhua Commodity Index increased by 4.74%.

In respect of trading and investment business, the Group continued to focus on becoming a “comprehensive financial services provider with integrated capabilities in investment, production, research and sales”, actively developed the customer demand-oriented business, enriched E-FICC product system, firmly transformed itself to low risk and non-directional businesses, and steadily enhanced the transaction pricing ability and the customer service ability. In the first half of 2024, the cumulative nominal principal amount of OTC derivatives increased by RMB515.882 billion, representing an increase of 18.0% compared with the same period of last year. The closing balance of existing nominal principal amounted to RMB296.856 billion, representing a decrease of 8.9% compared with the end of last year.

In respect of the equity business, the Group adhered to value investment strategy for equity investment and continued to optimize asset allocation. For the market-making business, the scale of on-exchange options market-making continuing to lead the industry. The Group was awarded the A or above rating of SSE and SZSE. The Group’s ETF market-making trading scale reached RMB80 billion, with growth in both market-making varieties and scale. The number of market-making stocks on the STAR Market was 75, and the number of market-making stocks increased. In respect of the OTC derivatives business, the Group effectively managed trading derivative risk, focused on improving comprehensive service capabilities and product creation capabilities, strengthened trading structure and product structure innovation. The Group enriched the supply of a series of global allocation products, improved cross-border transaction business models, and the scale of Southbound cross-border business continued to grow.

In respect of FICC business, the Group strengthened market research and judgment on fixed income investments, dynamically optimized asset allocation, and accurately grasped the domestic and overseas market allocation and volatility trading opportunities to achieve stable profitability, as well as enhanced multi-asset, multi-strategy trading capabilities, and thus achieved strong performance. In respect of market-making business, the Group strengthened refined management, leading to continuous improvement in trading capabilities and market influence. In the first half of 2024, the Company’s volume of spot bond transactions in the inter-bank bond market was RMB4.03 trillion, the scale of market-making for exchange-traded bonds has exceeded RMB400 billion, with total transaction volume of RMB277.1 billion through “Bond Connect”. We have provided market-making services for nine publicly offered REITs and have steadily advanced the development of the interbank OTC market business. In respect of customer demand-oriented business, the Group have strengthened the creation of a series of self-developed strategy index products, enriched range of structured notes products and liquidity management product offerings.

## Section III Discussion and Analysis of the Board of Directors

In respect of cross-border customer demand-oriented, we have improved comprehensive services for overseas institutions, leading to a steady enhancement of our industry position. In respect of the foreign exchange business, the Group steadily carried out proprietary trading of RMB foreign exchange and foreign currency pairs, continued to enrich trading strategies. The Group steadily promoted the exchange rate hedging business under cross-border investment and financing and steadily developed customer foreign exchange derivatives business, such as Southbound, QDLP and QFII. In respect of the commodities business, the Group continued to promote the proprietary trading of precious metals and bulk commodities, maintained the diversity and stability of its business models, explored cross-temporal, cross-species and cross-market arbitrage opportunities, expanded the scope of customer services, leading to rapid growth in cross-border commodities business. In respect of carbon finance business, the transaction volume in the first half of 2024 amounted to 4.8238 million tons, facilitating the development of carbon emission allowance pledge financing.

### (4) *Alternative investment business*

In the first half of 2024, Guotai Junan Zhengyu supported the national science and technology innovation strategy by increasing its support for Shanghai's leading industries. It strengthened its business presence in advanced manufacturing, new energy, and new materials, deepened organizational collaboration and steadily advanced project exits. During the Reporting Period, there were 3 new investment projects with additional investment in amount of RMB145 million and there were 3 projects which were divested. As of the end of the Reporting Period, there were 72 ongoing investment projects with an investment amount of RMB5.441 billion, of which there were 18 ongoing co-investment projects with the co-investment amount of RMB1.415 billion.

#### **Overview of alternative investment business of Guotai Junan Zhengyu as at the end of June 2024**

	<b>At the end of the Reporting Period</b>	<b>At the end of last year</b>
Number of investment projects at the end of the period (unit)	<b>72</b>	73
Including: number of co-investment projects (unit)	<b>18</b>	21
Amount of investment projects at the end of the period (RMB100 million)	<b>54.41</b>	54.47
Including: amount of co-investment (RMB100 million)	<b>14.15</b>	16.87

Source: the Company's business data.

## Section III Discussion and Analysis of the Board of Directors

### 4. Investment management business

#### (1) Fund management

According to the statistics of the Asset Management Association of China, as of the end of June 2024, the mutual fund assets under management of mutual funds management institutions was RMB31.08 trillion, representing an increase of 12.6% compared with the end of the last year, among which assets under management of non-monetary funds was RMB17.90 trillion, representing an increase of 9.6% compared with the end of the last year.

In the first half of 2024, HuaAn Funds enhanced the construction of investment and research core capabilities, promoted the platform-based and digital intelligence of its investment and research. The investment performance of active equity funds in the medium to long term was strong; insisting on diversified strategy, actively promoting the development of actively equity, fixed income, index ETFs and designated accounts, achieving a new record high in scale of asset under management; insisting on both new issuance and ongoing marketing, strengthening full product line layout; issuing actively equity products such as digital economy and advanced manufacturing, focusing on developing key products in fixed income and index businesses, with rapid growth in money market funds, ETF funds, and QDII funds; actively promoting the development of publicly offered REITs business, accelerating the implementation of the HuaAn BaiLian Consumer REIT project; enhancing product innovation and international layout, actively reserving industry innovation index products and diversified cross-border fund products. As at the end of the Reporting Period, the assets under management of HuaAn Funds amounted to RMB739.484 billion, representing an increase of 9.5% compared with the end of last year. Among which, the scale of publicly offered REITs amounted to RMB665.101 billion, representing an increase of 10.1% compared with the end of last year; the scale of non-publicly offered REITs amounted to RMB367.044 billion, representing an increase of 4.3% compared with the end of last year; and the scale of specialized assets under management amounted to RMB74.384 billion, representing an increase of 4.4% compared with the end of last year.

#### Scale of assets under management of HuaAn Funds as at the end of June 2024 (Unit: RMB100 million)

	At the end of the Reporting Period	At the end of last year
Scale of assets under management <sup>Note</sup>	<b>7,394.84</b>	6,752.92
Scale of assets under management of mutual funds	<b>6,651.01</b>	6,040.77
Scale of assets under management of non-monetary mutual funds	<b>3,670.44</b>	3,520.18
Scale of assets under management of designated accounts	<b>743.84</b>	712.15

Source: the Company's business data.

Note: Scale of assets under management do not include the management scale of Hong Kong subsidiary of HuaAn Funds.

## Section III Discussion and Analysis of the Board of Directors

### (2) Asset management

According to the statistics of the Asset Management Association of China, as of the end of June 2024, the scale of private assets management products of securities companies and their asset management subsidiaries was RMB5.79 trillion, representing an increase of 9.3% compared with the end of last year.

In the first half of 2024, Guotai Junan Asset Management continued to forge the competitiveness of its pan-fixed income, pan-equity and financing businesses, and promoted the continued growth of scale of assets under its management. In respect of the equity business, it focused on customizing private products such as “Jun Li Cai” and “Jun Xiang Tou” for the Group’s high-net-worth customers, explored major asset allocation, and targeted key products like the CSI 300 Index Enhancement. In respect of the fixed income, it continued to diversify product terms and yield ranges, with mutual funds products performing well. In respect of the financing business, it further optimized the client structure and steadily advanced product issuance. As at the end of the Reporting Period, the scale of assets under management of Guotai Junan Asset Management amounted to RMB587.030 billion, representing an increase of 6.3% compared with the end of last year. Among which, the scale of collective assets under management amounted to RMB257.200 billion, representing an increase of 17.3% compared with the end of last year; the scale of single assets under management amounted to RMB131.978 billion, representing a decrease of 0.8% compared with the end of last year; the scale of specialized assets under management amounted to RMB141.481 billion, representing a decrease of 3.4% compared with the end of last year. During the Reporting Period, 5 public offering products were newly issued, with a total IPO size of RMB3.345 billion, and there are 53 existing public offering products at the end of the period, with the scale under management of RMB56.370 billion, representing an increase of 4.9% compared with the end of last year. According to the statistics of the Asset Management Association of China, in the second quarter of 2024, the ranking of the average monthly scale of private assets under management of Guotai Junan Asset Management continued rank the second in the industry.

#### **Assets under management of Guotai Junan Asset Management as at the end of June 2024 (Unit: RMB100 million)**

<b>Business categories</b>	<b>At the end of the Reporting Period</b>	<b>At the end of last year</b>
Scale of asset management	<b>5,870.30</b>	5,524.35
Scale of collective asset management business	<b>2,572.00</b>	2,192.82
Scale of single asset management business	<b>1,319.78</b>	1,330.10
Scale of specialized asset management business	<b>1,414.81</b>	1,463.95
Scale of mutual funds management business	<b>563.70</b>	537.48

Source: the Company’s business data.

Note: The calculation of the scales of management business is based on net assets under management.

## Section III Discussion and Analysis of the Board of Directors

### (3) Private equity fund management

According to the statistics of the Asset Management Association of China, as of the end of June 2024, there were 12,335 registered private equity/venture investment fund managers, representing a decrease of 4.3% compared with the end of last year, there were 30,796 private equity investment funds under management with a scale of RMB10.98 trillion, representing a decrease of 0.8% compared with the end of last year.

In the first half of 2024, Guotai Junan Innovation Investment steadily promoted fund raising and carried out investment, strengthened cooperation with industrial capital, advanced construction of post-investment management capabilities, fully improved the core business capabilities of “fundraising, investment, management and withdrawal”. During the Reporting Period, two funds including Bailian Guotai Junan No. 1 Private Fund (百聯國泰君安一號私募基金) were established with a total fundraising scale of RMB1.3 billion. 17 new investment projects (including sub-funds) were established with subscribed capital contribution of RMB1.49 billion. Guotai Junan Fund of Funds focused on key industries to proceed with external investments steadily. As at the end of the Reporting Period, the subscription amount for external investments was RMB7.097 billion.

#### Overview of Guotai Junan Innovation Investment private equity fund business as at the end of June 2024

	At the end of the Reporting Period	At the end of last year
Number of managed funds (unit)	37	37
Cumulative committed capital of managed funds (RMB100 million)	621.53	621.04
Cumulative paid-in capital of managed funds (RMB100 million)	403.99	407.90

Source: the Company's business data.

### 5. International business

Based on the Hong Kong Stock Exchange statistics, in the first half of 2024, the Hang Seng Index rose by 3.94%, while the transaction amount in the Hong Kong stock market amounted to HKD13.36 trillion, representing a decrease of 3.7% compared with the end of last year.

The Group built an international business platform around Guotai Junan Financial Holdings, and conducted brokerage, corporate finance, asset management, loans and financing, financial products, market-making and investment business in Hong Kong, mainly through Guotai Junan International. The Group has also actively expanded presence into the United States, Europe and Southeast Asia.

## Section III Discussion and Analysis of the Board of Directors

In the first half of 2024, the Group's international business focused on solidifying core business capabilities and strengthened cross-border integrated management, pragmatically advanced its strategic layout and continuously enhanced the market influence of its overseas subsidiaries, resulting in significant revenue growth. During the Reporting Period, in respect of the wealth management business, the Group refined product portfolio, offered more diversified solutions, and optimized the functionality of Jun Hong Quan Qiu Tong APP platform. In respect of the investment banking business, the Group improved cross-market service capabilities and continued to advance project collaboration. In respect of the cross-border derivatives business, the Group enriched product offerings and intensified customer acquisition efforts, with the scale of Southbound business continuing to grow, thereby further solidifying leading position. Positive progress has been made in the internationalization layout, with the subsidiary in the United Kingdom completing its first batch of equity Northbound customer-based transactions, the subsidiary in Macau completing its first Hong Kong stock brokerage transaction, and the stocks of the subsidiary in Vietnam being included in the MSCI Frontier Markets Index. As of the end of June 2024, the amount of client assets under custody increased by 8.4% compared with the end of last year. The scale of bonds underwritten under the investment banking business amounted to HKD187.7 billion, representing an increase of 169.7% compared with the end of last year, rising to the 2nd in scale among Chinese securities companies. The cumulative amount of additional nominal principal of cross-border derivatives was RMB282.136 billion, representing an increase of 55.3% compared with the same period of last year; the balance at the end of the period was RMB121.421 billion, representing a decrease of 25.5% compared with the end of last year.

### Major components of revenue of Guotai Junan International for the first half of 2024 (Unit: HK\$'000)

Item	During the Reporting Period	During the same period of last year
Commission and fee income	358,511	341,975
Interest income	1,095,004	840,078
Net trading and investment income	717,407	361,002
Total revenue	2,170,922	1,543,055

Source: relevant announcements of Guotai Junan International.

### Significant changes in operation condition of the Company during the Reporting Period, and events that had a significant impact on operation condition of the Company during the Reporting Period and are expected to have a significant impact on operation condition of the Company in the future

Applicable  Not applicable



## Section III Discussion and Analysis of the Board of Directors

### IV. PRINCIPAL OPERATION CONDITION DURING THE REPORTING PERIOD

#### (I) Analysis of financial statements

##### 1 Analysis of consolidated statements of profit or loss

##### (1) Total revenue and other income structure

Unit: thousand yuan Currency: RMB

Items	January to June 2024		January to June 2023		Changes	
	Amount	Component	Amount	Component	Amount	Proportion
Fee and commission income	8,840,918	34.29%	9,083,938	34.71%	-243,020	-2.68%
Interest income	7,416,964	28.77%	7,856,402	30.02%	-439,438	-5.59%
Net investment gains	4,933,180	19.14%	5,196,607	19.86%	-263,427	-5.07%
<b>Total revenue</b>	<b>21,191,062</b>	<b>82.20%</b>	22,136,947	84.59%	-945,885	-4.27%
Other income and gains	4,588,066	17.80%	4,033,792	15.41%	554,274	13.74%
<b>Total revenue and other income</b>	<b>25,779,128</b>	<b>100.00%</b>	26,170,739	100.00%	-391,611	-1.50%

In the first half of 2024, the Group realized a total revenue and other income of RMB25.779 billion, representing a decrease of 1.50% as compared to the same period of last year, among which: fee and commission income amounted to RMB8.841 billion, accounting for 34.29% and representing a decrease of 2.68% as compared to the same period of last year, which was mainly due to that revenue of brokerage business and investment banking dropped as compared to the same period of last year; interest income was RMB7.417 billion, accounting for 28.77%, representing a decrease of 5.59% as compared to the same period of last year, primarily due to a decline in margin financing and securities lending and stock pledging business compared to the same period of last year; net investment gains amounted to RMB4.933 billion, accounting for 19.14% and representing a decrease of 5.07% as compared to the same period of last year, which was mainly due to a decrease in investment gains in financial instruments at fair value through profit or loss as compared to the same period of last year; other income and gains amounted to RMB4.588 billion, accounting for 17.80% and representing an increase of 13.74% as compared to the same period of last year, which was mainly due to increase in sales revenue of bulk commodity trading of subsidiaries.

## Section III Discussion and Analysis of the Board of Directors

### (2) Total expenses structure

Unit: thousand yuan Currency: RMB

Items	January to June 2024		January to June 2023		Changes	
	Amount	Component	Amount	Component	Amount	Proportion
Fee and commission expenses	2,463,855	12.71%	1,707,590	9.07%	756,265	44.29%
Interest expenses	6,373,498	32.87%	6,317,244	33.56%	56,254	0.89%
Staff costs	3,997,815	20.62%	4,565,859	24.26%	-568,044	-12.44%
Depreciation and amortization expenses	799,424	4.12%	740,242	3.93%	59,182	7.99%
Tax and surcharges	62,443	0.32%	94,181	0.50%	-31,738	-33.70%
Other operating expenses and costs	5,430,887	28.01%	5,287,019	28.09%	143,868	2.72%
Provision for impairment losses	25,979	0.13%	1,087	0.01%	24,892	2,289.97%
Credit loss expense	236,579	1.22%	108,817	0.58%	127,762	117.41%
<b>Total expenses</b>	<b>19,390,480</b>	<b>100.00%</b>	<b>18,822,039</b>	<b>100.00%</b>	<b>568,441</b>	<b>3.02%</b>

In the first half of 2024, the Group's total expenses amounted to RMB19.390 billion, representing an increase of 3.02% compared with the same period of last year, among which: fee and commission expense amounted to RMB2.464 billion, accounting for 12.71% and representing an increase of 44.29% as compared to the same period of last year, which was mainly due to that increase in expense in futures brokerage business; staff costs amounted to RMB3.998 billion, accounting for 20.62% and representing a decrease of 12.44% compared with the same period of last year; other operating expenses and costs amounted to RMB5.431 billion, accounting for 28.01% and representing an increase of 2.72% compared with the same period of last year; credit loss expense accrued during the current period amounted to RMB237 million, primarily due to the changes in market environment and project conditions, leading to the impairment provision of related assets for the current period after combining with the assessment with the expected credit loss model.

## Section III Discussion and Analysis of the Board of Directors

### 2 Analysis of consolidated statements of cash flows

In the first half of 2024, the net decrease in cash and cash equivalents of the Group was RMB890 million, among which:

Net cash used in operating activities amounted to RMB12.682 billion, mainly attributed to (i) a decrease of RMB38.121 billion in financial assets sold under repurchase agreements; (ii) an increase of RMB11.871 billion in cash held on behalf of brokerage customers; (iii) an increase of RMB9.105 billion in refundable deposits, which were partially offset by (i) an increase of RMB26.091 billion in accounts payable to brokerage customer; (ii) a decrease of RMB8.854 billion in financial instruments at fair value through profit or loss and derivative financial instruments for the current period; (iii) a decrease of RMB6.716 billion in margin accounts receivable.

Net cash generated from investing activities amounted to RMB17.680 billion, mainly due to the cash received from the disposal of financial assets at fair value through other comprehensive income and other investments of RMB45.009 billion, partially offset by the cash payment of RMB29.704 billion for the purchase of financial assets at fair value through other comprehensive income and other investments.

Net cash flow used in financing activities amounted to RMB5.888 billion, mainly due to (i) cash repayments of loans and borrowings of RMB47.897 billion; (ii) cash repayments of debt securities issued of RMB28.485 billion; (iii) dividends paid of RMB3.908 billion; (iv) interest paid of RMB3.024 billion. These cash inflows were partially offset by (i) cash received from loans and borrowings of RMB48.766 billion; (ii) cash received from the issuance of short-term debt instruments of RMB16.148 billion; (iii) cash received from the issuance of bonds payable of RMB12.899 billion.

## Section III Discussion and Analysis of the Board of Directors

### 3. Analysis of consolidated statements of financial position

Unit: thousand yuan Currency: RMB

Items	As at 30 June 2024		As at 31 December 2023		Changes	
	Amount	Component	Amount	Component	Amount	Proportion
<b>Non-current assets</b>						
Property and equipment	4,271,276	0.47%	4,345,379	0.47%	-74,103	-1.71%
Investment property	1,053,800	0.12%	1,067,254	0.11%	-13,454	-1.26%
Right-of-use assets	2,139,902	0.24%	2,311,388	0.25%	-171,486	-7.42%
Goodwill	4,070,761	0.45%	4,070,761	0.44%	-	0.00%
Other intangible assets	885,833	0.10%	840,235	0.09%	45,598	5.43%
Investments in associates	7,782,847	0.87%	7,556,250	0.82%	226,597	3.00%
Investments in joint ventures	5,232,850	0.58%	5,234,512	0.57%	-1,662	-0.03%
Debt investments at amortised cost	3,411,597	0.38%	3,010,433	0.32%	401,164	13.33%
Debt instruments at fair value through other comprehensive income	51,807,797	5.77%	76,450,493	8.26%	-24,642,696	-32.23%
Equity instruments at fair value through other comprehensive income	5,787,070	0.64%	1,806,371	0.19%	3,980,699	220.37%
Financial assets held under resale agreements	1,029,806	0.11%	1,783,561	0.19%	-753,755	-42.26%
Financial assets at fair value through profit or loss	13,686,266	1.52%	22,550,093	2.44%	-8,863,827	-39.31%
Refundable deposits	65,896,910	7.34%	56,787,627	6.14%	9,109,283	16.04%
Deferred tax assets	1,757,684	0.20%	2,457,519	0.27%	-699,835	-28.48%
Other non-current assets	230,090	0.03%	199,939	0.02%	30,151	15.08%
<b>Total</b>	<b>169,044,489</b>	<b>18.82%</b>	<b>190,471,815</b>	<b>20.58%</b>	<b>-21,427,326</b>	<b>-11.25%</b>
<b>Current assets</b>						
Accounts receivable	13,955,755	1.56%	16,823,117	1.82%	-2,867,362	-17.04%
Other current assets	2,353,629	0.26%	2,409,925	0.26%	-56,296	-2.34%
Margin accounts receivable	82,946,917	9.24%	89,753,965	9.70%	-6,807,048	-7.58%
Debt investments at amortised cost	391,586	0.04%	604,110	0.06%	-212,524	-35.18%
Debt instruments at fair value through other comprehensive income	22,187,273	2.47%	17,696,292	1.91%	4,490,981	25.38%
Equity instruments at fair value through other comprehensive income	-	0.00%	69,309	0.01%	-69,309	-100.00%
Financial assets held under resale agreements	61,624,024	6.86%	67,882,530	7.34%	-6,258,506	-9.22%
Financial assets at fair value through profit or loss	336,629,713	37.49%	350,024,147	37.82%	-13,394,434	-3.83%
Derivative financial assets	13,721,475	1.53%	9,672,698	1.05%	4,048,777	41.86%
Clearing settlement funds	5,865,964	0.65%	7,315,428	0.79%	-1,449,464	-19.81%
Cash held on behalf of brokerage customers	153,850,745	17.13%	141,939,238	15.34%	11,911,507	8.39%
Cash and bank balances	35,488,036	3.95%	30,739,910	3.32%	4,748,126	15.45%
<b>Total</b>	<b>729,015,117</b>	<b>81.18%</b>	<b>734,930,669</b>	<b>79.42%</b>	<b>-5,915,552</b>	<b>-0.80%</b>
<b>Total assets</b>	<b>898,059,606</b>	<b>100.00%</b>	<b>925,402,484</b>	<b>100.00%</b>	<b>-27,342,878</b>	<b>-2.95%</b>

## Section III Discussion and Analysis of the Board of Directors

Items	As at 30 June 2024		As at 31 December 2023		Changes	
	Amount	Component	Amount	Component	Amount	Proportion
<b>Current liabilities</b>						
Loans and borrowings	12,622,787	1.74%	11,661,690	1.55%	961,097	8.24%
Short-term debt instruments	22,621,730	3.13%	19,372,094	2.58%	3,249,636	16.77%
Placements from other financial institutions	8,748,831	1.21%	11,744,902	1.56%	-2,996,071	-25.51%
Accounts payable to brokerage customers	204,229,440	28.23%	178,055,072	23.68%	26,174,368	14.70%
Employee benefits payable	5,997,895	0.83%	7,728,844	1.03%	-1,730,949	-22.40%
Income tax payable	421,115	0.06%	1,078,951	0.14%	-657,836	-60.97%
Financial assets sold under repurchase agreements	178,488,143	24.68%	216,829,590	28.83%	-38,341,447	-17.68%
Financial liabilities at fair value through profit or loss	54,025,932	7.47%	57,623,628	7.66%	-3,597,696	-6.24%
Derivative financial liabilities	12,186,286	1.68%	11,488,606	1.53%	697,680	6.07%
Bonds payable	34,539,894	4.78%	32,443,108	4.31%	2,096,786	6.46%
Contract liabilities	42,686	0.01%	80,141	0.01%	-37,455	-46.74%
Lease liabilities	564,624	0.08%	615,271	0.08%	-50,647	-8.23%
Other current liabilities	80,293,329	11.10%	82,087,047	10.92%	-1,793,718	-2.19%
<b>Total</b>	<b>614,782,692</b>	<b>85.00%</b>	<b>630,808,944</b>	<b>83.88%</b>	<b>-16,026,252</b>	<b>-2.54%</b>
<b>Net current assets</b>	<b>114,232,425</b>		<b>104,121,725</b>		<b>10,110,700</b>	<b>9.71%</b>
<b>Non-current liabilities</b>						
Loans and borrowings	544,479	0.08%	549,552	0.07%	-5,073	-0.92%
Bonds payable	96,974,767	13.41%	101,582,435	13.51%	-4,607,668	-4.54%
Lease liabilities	1,086,390	0.15%	1,214,080	0.16%	-127,690	-10.52%
Deferred tax liabilities	331,401	0.05%	155,141	0.02%	176,260	113.61%
Financial liabilities at fair value through profit or loss	9,062,718	1.25%	17,200,633	2.29%	-8,137,915	-47.31%
Other non-current liabilities	465,099	0.06%	513,689	0.07%	-48,590	-9.46%
<b>Total</b>	<b>108,464,854</b>	<b>15.00%</b>	<b>121,215,530</b>	<b>16.12%</b>	<b>-12,750,676</b>	<b>-10.52%</b>
<b>Total liabilities</b>	<b>723,247,546</b>	<b>100.00%</b>	<b>752,024,474</b>	<b>100.00%</b>	<b>-28,776,928</b>	<b>-3.83%</b>
<b>Total equity</b>	<b>174,812,060</b>		<b>173,378,010</b>		<b>1,434,050</b>	<b>0.83%</b>

## Section III Discussion and Analysis of the Board of Directors

As of 30 June 2024, the Group's total assets amounted to RMB898.060 billion, representing a decrease of 2.95% as compared to the end of the previous year; total liabilities amounted to RMB723.248 billion, representing a decrease of 3.83% as compared to the end of the previous year; and total equity of the Group amounted to RMB174.812 billion, representing an increase of 0.83% as compared with the end of the previous year. The Group's gearing ratio as at 30 June 2024 was 74.79%, representing a decrease of 1.98 percentage points as compared with the end of the previous year. The Group has a reasonable debt structure, no overdue outstanding debts, a good operating conditions, strong profitability, and excellent long-term and short-term debt repayment capabilities.

The asset structure of the Group is mainly as follows: financial assets at fair value through profit or loss amounted to RMB350.316 billion, accounting for 39.01% of the total assets; debt instruments measured at fair value through other comprehensive income amounted to RMB73.995 billion, accounting for 8.24% of total assets; cash held on behalf of brokerage clients amounted to RMB153.851 billion, accounting for 17.13% of the total assets; margin accounts receivable amounted to RMB82.947 billion, accounting for 9.24% of the total assets; financial assets held under resale agreement amounted to RMB62.654 billion, accounting for 6.97% of the total assets. Among them the current assets amounted to RMB729.015 billion, accounting for 81.18% of the total assets. The Group's assets have good liquidity and reasonable structure. In addition, taking into account the impact of market fluctuations, the Group has made corresponding impairment allowances for assets with impairment indicators, and, therefore, the asset quality is relatively higher.

### ***Non-current assets***

As of 30 June 2024, non-current assets amounted to RMB169.044 billion, representing a decrease of 11.25% as compared with the end of the previous year, of which: financial assets at fair value through profit or loss for the period amounted to RMB13.686 billion, representing a decrease of 39.31% as compared with the end of the previous year. The debt instruments at fair value through other comprehensive income amounted to RMB51.808 billion, representing a decrease of 32.23% as compared with the end of the previous year, which was mainly due to the Group's reduction in the scale of such investments according to the market environment. The equity instruments at fair value through other comprehensive income amounted to RMB5.787 billion, representing an increase of 220.37% as compared with the end of the previous year, which was mainly due to the increase in the scale of non-trading equity investments.

### ***Current assets***

As of 30 June 2024, current assets amounted to RMB729.015 billion, representing a decrease of 0.80% as compared with the end of the previous year, of which: margin accounts receivable amounted to RMB82.947 billion, representing a decrease of 7.58% as compared with the previous year; cash held by brokerage clients amounted to RMB153.851 billion, representing an increase of 8.39% as compared with the previous year; financial assets at fair value through profit or loss amounted to RMB336.630 billion, representing a decrease of 3.83% as compared with the end of the previous year; derivative financial assets amounted to RMB13.721 billion, representing an increase of 41.86% as compared with the end of the previous year, which was mainly due to changes in the fair value of equity derivative financial assets.

## Section III Discussion and Analysis of the Board of Directors

### ***Current liabilities***

As of 30 June 2024, the current liabilities amounted to RMB614.783 billion, representing a decrease of 2.54% as compared with the end of the previous year, of which: the accounts payable to brokerage customers amounted to RMB204.229 billion, representing an increase of 14.70% as compared with the end of the previous year; the financial assets sold under repurchase agreements amounted to RMB178.488 billion, representing a decrease of 17.68% as compared with the end of the previous year; financial liabilities at fair value through profit or loss amounted to RMB54.026 billion, representing a decrease of 6.24% as compared with the end of the previous year.

### ***Non-current liabilities***

As of 30 June 2024, non-current liabilities amounted to RMB108.465 billion representing a decrease of 10.52% as compared with the end of the previous year, of which: bonds payable amounted to RMB96.975 billion, representing a decrease of 4.54% as compared with the end of the previous year; financial liabilities at fair value through profit or loss amounted to RMB9.063 billion, representing a decrease of 47.31% as compared with the end of the previous year.

### ***Equity***

The equity attributable to equity holders of the Company as at 30 June 2024 was RMB168.096 billion, representing an increase of 0.67% as compared with the end of the previous year.

### ***Major restricted assets at the end of the Reporting Period***

For details of assets with restricted ownership or use rights, please refer to notes to the interim condensed consolidated financial statements.

### ***Borrowings and debt financing***

As of 30 June 2024, the total borrowings and debt financing of the Group amounted to RMB167.304 billion, details of which are set out as follows:

*Unit: thousand yuan Currency: RMB*

	<b>30 June 2024</b>	31 December 2023
Loans and borrowings	<b>13,167,266</b>	12,211,242
Short-term debt instruments	<b>22,621,730</b>	19,372,094
Bonds payable	<b>131,514,661</b>	134,025,543
<b>Total</b>	<b>167,303,657</b>	165,608,879

## Section III Discussion and Analysis of the Board of Directors

For details of the interest rate and the terms of the loans and borrowings, short-term debt instruments and bonds payable, please refer to notes to the interim condensed consolidated financial statements.

Except for the borrowings and debt financing, the Group obtained funds through placements from other financial institutions and financial assets sold under repurchase agreements. As of 30 June 2024, the balance of placements from other financial institutions was RMB8.749 billion, while the balance of financial assets sold under repurchase agreements was RMB178.488 billion. The total debt mentioned above was RMB354.541 billion.

Except for the liabilities disclosed in the Report, the Group did not have, as of 30 June 2024, any outstanding mortgages, charges, bonds, other debt capital, liabilities under acceptance or other similar indebtedness, guarantees or other material contingent liabilities.

### (II) Analysis of investments

#### I. Overall analysis of external equity investments

Applicable  Not applicable

As of 30 June 2024, the Group does not hold any significant investments with a value exceeding 5% of its total assets.

#### (1) *Material equity investments*

Applicable  Not applicable

#### (2) *Material non-equity investments*

Applicable  Not applicable

#### (3) *Financial instruments measured at fair value*

Applicable  Not applicable



## Section III Discussion and Analysis of the Board of Directors

Unit: yuan Currency: RMB

Class of assets	Balances at the beginning of the period	Gains and losses from changes in fair value for the current period	Cumulative changes in fair value included in equity	Impairment accrued for the current period	Change for the current period	Balances at the end of the period
Financial instruments at fair value through profit or loss	297,749,978,422	-711,430,721	-	-	-10,522,648,711	287,227,329,711
Debt instruments at fair value through other comprehensive income	94,146,784,972	-	424,176,732	33,903,752	-20,151,715,000	73,995,069,972
Equity instruments at fair value through other comprehensive income	1,875,680,246	-	-739,453,053	-	3,911,389,852	5,787,070,098
Derivative financial instruments	-1,815,908,441	2,832,017,621	-	-	3,351,097,467	1,535,189,026
Total	391,956,535,199	2,120,586,900	-315,276,321	33,903,752	-23,411,876,392	368,544,658,807

### Securities investment

Applicable  Not applicable

### Description of securities investment

Applicable  Not applicable

### Private Equity Fund Investment

Applicable  Not applicable

### Derivatives Investment

Applicable  Not applicable

### (III) Material assets and equity disposal

Applicable  Not applicable

## Section III Discussion and Analysis of the Board of Directors

### (IV) Analysis of main holding companies

Applicable  Not applicable

#### 1. Guotai Junan Financial Holdings

Guotai Junan Financial Holdings primarily conducts brokerage, corporate finance, asset management, loans and financing as well as financial products, market making and investments businesses in Hong Kong through Guotai Junan International and its subsidiaries.

The paid-up capital of Guotai Junan Financial Holdings is HK\$2,611.98 million and the Company holds 100% of its equity interests.

Under Hong Kong Financial Reporting Standards, as of 30 June 2024, the total assets of Guotai Junan Financial Holdings were HK\$178.336 billion with net assets of HK\$16.935 billion; in the first half of 2024, its total revenue was HK\$3.666 billion and its net profit was HK\$648 million.

#### 2. Guotai Junan Futures

Guotai Junan Futures is principally engaged in commodity futures brokerage, financial futures brokerage, futures investment consulting and assets management.

The registered capital of Guotai Junan Futures is RMB5 billion and the Company holds 100% of its equity interests.

As of 30 June 2024, the total assets of Guotai Junan Futures were RMB136.159 billion with net assets of RMB9.529 billion; in the first half of 2024, its operating revenue was RMB4.771 billion and its net profit was RMB326 million.

#### 3. Guotai Junan Asset Management

Guotai Junan Asset Management is principally engaged in the licensed project: mutual fund management business and the general project: securities asset management business.

The registered capital of Guotai Junan Asset Management is RMB2 billion and the Company holds 100% of its equity interests.

As of 30 June 2024, the total assets of Guotai Junan Asset Management were RMB7.398 billion with net assets of RMB6.171 billion; in the first half of 2024, its operating revenue was RMB776 million and its net profit was RMB182 million.

## Section III Discussion and Analysis of the Board of Directors

### 4. Guotai Junan Innovation Investment

Guotai Junan Innovation Investment is principally engaged in equity investment business and other businesses approved by the CSRC.

The registered capital of Guotai Junan Innovation Investment is RMB7.5 billion and the Company holds 100% of its equity interests.

As of 30 June 2024, the total assets of Guotai Junan Innovation Investment were RMB8.318 billion with net assets of RMB7.727 billion; in the first half of 2024, its operating revenue was RMB72 million and its net profit was RMB15 million.

### 5. Guotai Junan Zhengyu

Guotai Junan Zhengyu is principally engaged in equity investment, financial product investment, and businesses as stipulated in the Management Norms of Alternative Investment Subsidiaries of Securities Companies.

The registered capital of Guotai Junan Zhengyu is RMB4.5 billion and the Company holds 100% of its equity interests.

As of 30 June 2024, the total assets of Guotai Junan Zhengyu were RMB6.142 billion with net assets of RMB5.844 billion; in the first half of 2024, its operating revenue was RMB-176 million and its net profit was RMB-136 million.

### 6. HuaAn Funds

HuaAn Funds is principally engaged in fund establishment, fund management business and other businesses approved by the CSRC.

The registered capital of HuaAn Funds is RMB150 million and the Company holds 51% of its equity interests.

As of 30 June 2024, the total assets of HuaAn Funds were RMB7.683 billion with net assets of RMB5.794 billion; in the first half of 2024, its operating revenue was RMB1.454 billion and its net profit was RMB519 million.

## Section III Discussion and Analysis of the Board of Directors

### 7. Shanghai Securities

The principal business of Shanghai Securities is securities business (securities brokerage; securities investment consultation; financial advisory relating to securities trading and securities investment; securities (exclusive of stocks and corporate bonds issued by listed companies) underwriting; securities proprietary trading; securities asset management; margin financing and securities lending; agency sale of financial products); sale services of securities investment fund. General items: securities companies provide intermediary business to futures companies.

The registered capital of Shanghai Securities is RMB5.326532 billion and the Company holds 24.99% of its equity interests.

As of 30 June 2024, the total assets of Shanghai Securities were RMB80.090 billion with net assets of RMB18.254 billion; in the first half of 2024, its operating revenue was RMB2.158 billion and its net profit was RMB449 million.

### (V) Information of structured entities controlled by the Company

Applicable  Not applicable

As of 30 June 2024, the Group consolidated 101 structured entities, which included asset management schemes and partnerships. For those asset management schemes where the Group is involved as a manager and partnerships where the Group is involved as general partner or investment manager, the Group considered that it had control rights over some asset management schemes and partnerships and incorporated them into the consolidated category after comprehensively taking into account various factors such as the investment decision rights they owned and their exposures to the variable returns. As at 30 June 2024, the impact of the above structured entities which were incorporated into the consolidated category on the Group's consolidated total assets was RMB2.218 billion; and the impact on consolidated operating revenue and consolidated net profit for the period were RMB21 million and RMB-8 million, respectively.

## V OTHER DISCLOSURES

### (I) Potential risk exposures

Applicable  Not applicable

#### 1. Overview

During the Reporting Period, the Company insisted on its prudent risk culture, firmly took the "compliance risk management" as one of its core strategies, continually established comprehensive risk management system, improved risk management system, optimized risk management organization structure, explored risk management models and methods, built up risk management information system, and enhanced the professional level of risk management, in order to ensure the long-term and healthy development of the Company.

## Section III Discussion and Analysis of the Board of Directors

### 2. Risk management structure

The Company has established a four-level risk management system consisting of the Board (including Risk Control Committee) and Supervisory Committee, operation management (including compliance and risk management committee and assets and liabilities management committee), risk management department, other business departments and branches and subsidiaries.

#### 1) *The Board (including Risk Control Committee) and Supervisory Committee*

The Board is the highest decision-making body in our risk management structure, ultimately responsible for the overall risk management of the Company. The Board is responsible for promoting the construction of risk culture; reviewing and approving the fundamental risk management policies of the Company; reviewing and approving the Company's risk appetite, risk tolerance and major risk limits; reviewing periodic risk assessment report of the Company; appointment, dismissal and assessment of the chief risk officer, determining his/her remuneration; establishing a mechanism for communicating with the chief risk officer directly. The Board of the Company has established the Risk Control Committee, which is responsible for reviewing the overall objectives and fundamental policies of risk management; reviewing the establishment and the duties of the risk management divisions; assessing the risks associated with significant business decisions and the solutions to address significant risks; reviewing risk assessment reports; reviewing the effectiveness of the Company and its subsidiaries' risk management and internal control systems at least once a year in accordance with the instruction of the Board.

The Supervisory Committee of the Company is responsible for supervising comprehensive risk management of the Company, supervising and reviewing the performance of the risk management and rectification of defect by the Board and senior management.

#### 2) *Operation management (including compliance and risk management committee and assets and liabilities management committee)*

Our operation management takes the major responsibility of the comprehensive risk management of the Company; is responsible for organizing and implementing the publicity and dissemination of risk culture; establishes risk management system and makes timely adjustment; establishes a healthy operation management structure for the Company's comprehensive risk management and clarifies the duty division of comprehensive risk management among risk management functions, business departments and other departments; establishes the specific execution plans of risk appetite, risk tolerance and major risk limits, and ensures the effective implementation of the plans; monitors its progress, analyzes its reasons in a timely manner and handles it according to the authorizations granted by the Board; periodically assesses the overall risk of the Company and various types of important risk management conditions, resolves problems that are found in risk management and reports to the Board; establishes a performance assessment system for all staff that covers effectiveness of risk management; and establishes a complete IT system and data quality control mechanism.

## Section III Discussion and Analysis of the Board of Directors

A compliance and risk management committee is established at the operation level of the Company, which conducts overall management for the Company's operational risks, and reviews and makes decisions on major issues of risk management and performs following duties: reviewing arrangements and important systems for compliance risk control mechanism of the Company and its subsidiaries, making decisions or submitting to relevant decision-making bodies for consideration; reviewing the Company's basic policies for risk management, annual risk appetite, self-funded business scale, and maximum risk limits, reviewing the Company's semiannual and annual compliance reports, risk management reports, and annual internal control evaluation reports and submitting to the Board and the Risk Control Committee of the Company for approval; within the scope of the Board's authorization, considering and determining various investment and financing business scales, risk limits allocation plans, and important risk control indicators and its major adjustments of the Company; submitting to the Board and the Risk Control Committee of the Company for approval if the matters reviewed are beyond the scope of the Board's authorization; reviewing the Company's major innovative business risks, compliance assessment report, making decisions and granting authorization; reviewing the Company's business matters that have major disputes in the risk assessment and risk control mechanism arrangement; judging and identifying prospectively on regulatory situation and the risk situation, making decision for compliance risk control response; considering and deciding the disposal options for the Company's major risk issues; considering and making decisions for other matters of significant risk management in business activities, etc.

The members of compliance and risk management committee include the president, the chief risk officer, the chief compliance officer, the head of the strategic development department, the head of the planning and finance department, the head of the legal compliance department, the head of risk management department, the head of the group audit center, the head of internal audit risk management department, the head of information technology department and the head of brand center of executive office.

### 3) *Risk management departments*

Departments responsible for risk management include, among others, the risk management department, the internal audit risk management department, the legal compliance department, and the group audit center, the planning and finance department, the assets and liabilities department, the IT department, the data center, the operation center and the executive office. Our risk management department manages the market risks, credit risks, operational risks and liquidity risks, and performs specific risk management responsibilities; our internal audit risk management department is responsible for the risk review and assessment of the Company's securities issuance business in the primary market; our legal compliance department is responsible for identifying, assessing, notifying, monitoring, reporting and preventing legal compliance risks of the Company to protect the Company from legal penalties, significant financial losses and damages to reputation; our group audit center is responsible for independent and objective inspection, supervision, evaluation of and recommendations on the compliance and reasonableness of business, management, finance and other operations, on the security and profitability of assets, and on the comprehensiveness and effectiveness of internal controls among the Company's various departments, branches and controlled subsidiaries. Our planning and

## Section III Discussion and Analysis of the Board of Directors

finance department is responsible for the Company's budget planning, financial management, accounting and net capital management; our assets and liabilities department is responsible for the Company's liquidity management and liquidity risk management; our IT department and data center are the management and operation bodies of the Company's IT, and are responsible for the planning, construction, operation and management of the Company's IT system, establishing and implementing IT-related system, assessing and controlling the Company's IT risks; our operation center is the daily operation management department of the Company and is responsible for the centralized clearing, settlement, auditing, third-party depository operation of the Company's various businesses, and takes the responsibility of relevant risk management and control; our executive office is responsible for the management of the Company's reputational risk.

### 4) *Other business departments, branches and subsidiaries*

The key responsible persons of each of our business departments, branches and subsidiaries are the persons who are primarily responsible for risk control of each business units. In order to enhance the awareness of responsibility for risks among personnel, strengthen front end risk control, identify and prevent risk timely and effectively, the Company continuously strengthens the risk control function of each specialized management committees, business departments, branches and subsidiaries. The Company established compliance and risk management system at the subsidiary level, requiring that the subsidiaries shall develop and improve risk management system for their own, and effectively improve the overall risk management level.

### 3. Risk management system

The Company established and continue to improve the four-level risk management system based on its business characteristics and level of operational risks. The system includes: measures on comprehensive risk management; various risk management measures based on different risks such as market risk, credit risk, operational risk, liquidity risk and reputational risk; risk management system on various business and products; and the practical business operation protocol. During the Reporting Period, the Company revised the measures on reporting and management of risks, the measures on management of credit to institutional customers, the measures on operational risk management, the measures on management of operational risk and loss data collection (LDC), the Guidelines to Management of Operational Risk and Control Self Appraisal (RCSA), the Guidelines to Management of Operational Risk Key Risk Indicators (KRI) under latest regulatory requirements.

### 4. Risk appetite system

Risk appetite is the Company's overall attitude towards risks, as well as the type and level of risks it is willing to bear after taking into full consideration of net capital, assets and liabilities, solvency, liquidity, external ratings, compliance operations and future business risk and opportunity, provided that the requirements of stakeholders including creditors, customers, regulatory authorities and rating agencies have been satisfied.

## Section III Discussion and Analysis of the Board of Directors

The Company sorts out the expectation and requirement of respective interested parties (including Shareholders, regulatory authorities, rating agencies, the Board and management), sets specific goals based on the core aspects including development strategies, operation performance, capital strength, liquidity, compliance and external rating and forms the Company's risk appetite system. On the basis of a complete overall risk appetite setting, the Company describes the risk boundaries of different dimensions such as overall risk and major risks through quantized risk tolerance indicators. Subject to risk appetite and risk tolerance, the Company sets limits on key risk indicators and conducts risk monitor and control based on those limits.

During the Reporting Period, after consideration and approval by the Board, the Company defined the Group's risk appetite, tolerance and limit for 2024, with a breakdown at different levels including risk types and subsidiaries for the purpose of communication and implementation in its ordinary course of business. In the first half of 2024, the Group's various indicators remained stable under its risk appetite system.

### 5. Measures against various risks

#### 1) *Market risks*

Market risks are those that may cause loss to the Company due to unfavorable changes of market prices, which include but not limited to interest rates, exchange rate, stock prices and commodity prices. The businesses of the Company that involve market risks mainly include the transactions and investment of equity securities and their derivatives, the transactions and investment of fixed-income securities and their derivatives as well as transactions such as foreign exchange transactions, precious metal transactions and commodity transactions.

The Company implements limit management for market risks and formulates a market risk limit system comprising business scale, loss limit, Value at Risk (VaR), exposure, Greek letters, effectiveness of hedge and concentration, as well as various types of risk indicators. It determines the alarm standards, warning standards and responding measures for market risks. The Company conducts daily monitoring for market risk limits by using its risk management system to monitor the operation of its businesses. We report market risk monitoring and management conditions, and conduct specialized analysis on risk matters, in order to provide basis for decision making. The Company adopts methods such as Value at Risk (VaR) and stress test to analyze and assess market risk. The Company's Value at Risk (VaR) calculation applies a historical simulation method based on the historical data for the previous 12 months, assuming the holding period is one day and the confidence level is 95%. The calculation model of VaR covers equity price risk, interest rate risk, commodity price risk and exchange rate risk. The Company regularly reviews the effectiveness of VaR model through the back testing method.

The following table sets forth the VaR of the Company by risk types as at the dates and for the periods indicated: (1) the VaR as of the end of the respective period; (2) the average value, the minimum value and maximum value of the daily VaR for the respective period.



## Section III Discussion and Analysis of the Board of Directors

### VaR Value at Risk (VaR) of the Group for the first half of 2024

Unit: ten thousand yuan Currency: RMB

Category	28 June	29 December	The first half of 2024		
	2024	2023	Average	Minimum	Maximum
Equity price-sensitive financial instruments	25,523	17,585	24,040	16,039	27,832
Interest rate-sensitive financial instruments	13,354	7,354	11,086	7,037	14,329
Commodity price-sensitive financial instruments	1,324	2,676	1,688	1,017	2,500
Exchange rate-sensitive financial instruments	2,750	2,901	2,105	1,122	3,137
Total portfolio VaR	27,631	24,860	25,164	19,230	28,637

Note: VaR of the Group covers the financial assets of the self-funded investment business of the Group.

In addition to the VaR, the Company actively uses stress tests to measure and assess possible losses under extreme market conditions. The Company regularly conducts comprehensive and special stress tests to strengthen risk assessment and development monitoring in connection with the trading and investment businesses, and applies its results of stress tests to market risk management and limit management.

During the Reporting Period, the Company conducted exchange rate risk management for assets involving exchange rate risks, managed exchange rate risk exposures by adjusting foreign exchange positions and using foreign exchange derivatives for hedging, and controlled it within an acceptable range.

In the first half of 2024, the Company's market risk is generally controllable, and no major market risk event occurred.

#### 2) Credit risks

Credit risks are those that may cause a loss to the Company due to failures to perform their obligations stipulated in relevant contracts by securities issuers, counterparties and debtors or the changes of market value of the debts caused by the changes of credit rating or contract performance capacity. The Company's current credit risks mainly concentrate on the bond investment business, margin financing and securities lending business, stock-pledged financing transaction business and OTC derivatives business.

## Section III Discussion and Analysis of the Board of Directors

The Company enforces admission control for credit risk, by which credit rating assessments will be made on the clients before engaging in credit risk-related activities and only those who meet the admission criteria are eligible for grant of credit and business engagement. Each business department shall conduct due diligence based on the actual circumstances of the business engagement, make an assessment on credit worthiness of the clients, and determine the credit line for the transactions.

The Company implements policies including collecting margins, accepting qualified collateral, and utilizing net settlement to mitigate credit risk. Admission standards are established for bond investment activities, incorporating whitelist management and concentration controls, while also consistently monitoring and assessing credit risk of the bonds in position. Credit business department sets detailed admission standards and discount rates for collaterals according to the characteristics of their specific business. The credit risk faced by OTC derivatives business mainly refers to the counterparty default risk faced in carrying out OTC derivatives business such as forwards, swaps and options. The counterparties of OTC derivatives transactions are mainly financial institutions and other professional institutions. The Company manages counterparties credit risk by conducting qualification screening of counterparties, monitoring market fluctuations daily, implementing margin calls, and resorting to forced liquidation if necessary.

The Company conducts regular reviews on the admission standards and discount rates, and performs ad hoc review on the event of significant market or policy changes, or material credit events related to counterparties. The Company manages non-cash collateral through market monitoring and assesses the valuation of pledged collateral. The Company analyzes credit risk factors across various business operations, identifying potential credit risk vulnerabilities, and conducts concentrated management and quantitative evaluation of credit risk. Credit risk management for major clients is implemented within the concentration risk control objectives. Analytical methods such as concentration levels, default probability, default loss rate, credit risk exposure and collateral coverage ratio are adopted in credit risk quantification. The Company sets the reasonable credit risk stress scenarios, conducts stress testing, and analyzes the test results.

As at the end of June 2024, the Company's credit risk was generally controllable, and no major credit risk event occurred in bond investment business. The average performance guarantee ratio of the margin loans for stock-pledged financing business was 233.1%, and the average of the guarantee ratio for clients with outstanding liabilities in margin financing and securities lending business maintained at 242.7%.

### 3) *Liquidity risks*

Liquidity risk refers to the risk that the Company may not be able to obtain sufficient funds in a timely manner and at a reasonable cost or price to meet debts that become due, fulfill other payment obligations, and satisfy funding requirements for normal business operations.

## Section III Discussion and Analysis of the Board of Directors

The Company primarily adopts risk indicator analysis methods to conduct an overall assessment of liquidity risk. This involves analyzing key indicators such as liquidity coverage ratio, net stable funding ratio, cash flow maturity gap, net size of cash management pool, liquidity reserve ratio, asset and liability concentration, to assess and quantify the Company's overall liquidity risk profile. The Company establishes a liquidity risk limit system, conducts limit management on liquidity risks and monitors and reports the implementation of limits. The Company establishes a quantitative model for the liquidity risk of financial assets and measures the liquidity of various types of exchange and over the counter financial assets on a daily basis to assess the liquidity risk of various financial assets.

The Company explores and maintains financing channels, continuously keeps an eye on the risk conditions of significant capital providers, and regularly monitors the conditions of significant capital providers' transactions with the Company. The Company concerns the changes of capital markets, assesses the ability and cost of supplementing its liquidity by issuing stocks, bonds and other financing instruments and mitigates its period mismatch by supplementing its middle-to-long term liquidity. Under the premise of controlling the liquidity risk at the overall level, the Company pays attention to liquidity risk management at various business line levels, to focus on identifying, assessing, monitoring and controlling the fund management business, trading and investment proprietary business, brokerage business, credit business, investment banking business, and liquidity risk factors of the subsidiaries.

The Company conducts liquidity risk stress tests on a regular or ad hoc basis by providing simulated environment under extreme liquidity pressures where losses may occur, so as to assess and judge the Company's ability to withstand risks and fulfill its payment obligations in extreme situations, and takes necessary measures to respond to the conclusions reached in the test.

The Company establishes and continuously improves the contingency plan for liquidity risks, which includes taking measures such as transferring, decentralizing and reducing risks exposure to reduce the level of liquidity risks. The Company also establishes emergency response or standby systems, procedures and measures for natural disasters, system failures and other emergencies so as to reduce losses and reputation damages that the Company may suffer. The contingency plan will be rehearsed and assessed regularly, and emergency response arrangements will be continually updated and improved.

In the first half of 2024, the liquidity of the market was generally reasonable and sufficient with occasional fluctuations. The Company's liquidity coverage ratio and net stable funding ratio met the regulatory requirement. The net size of the cash management pool was higher than the minimum scale limit set by the Company and the overall liquidity was in good condition.

## Section III Discussion and Analysis of the Board of Directors

### 4) *Operational risks*

Operational risks are the possibility of losses caused by failures of internal systems and procedures, misconducts by employees, IT risks and the influence of external events.

The Company sorts out the key risk points and control processes of each business, manages daily operational risks by using the operational risk management system, and establishes the self-evaluating procedure of operational risk and control. Each department, branch and subsidiary actively identifies operational risks in their internal systems and procedures, employees' conducts and IT systems to ensure that the operational risks in existing and new businesses and management are adequately assessed. The Company systematically gathers and organizes the information of the events of operational risk and loss data, establishes key operational risk indicator system and monitors its process, and prepares periodical reports. In terms of significant operational risk events, it will provide specific valuation reports to ensure that the operational risk situation of the Company could be fully understood in a timely manner, which in turn facilitates their decision-making regarding the response to the risks or the initiation of contingency plans.

The Company continuously strengthens the security of information systems, formulates a comprehensive emergency response plan for information security events, and conducts regular assessment over the main plan and sub plan of emergency response. It also arranges various rehearsals against incidents, disaster and other scenarios that cover all important information systems in the headquarters and all branches, and improves, modifies and upgrades its system and emergency response plan based on the results of rehearsal and findings identified.

In the first half of 2024, the Company's information technology and operational activities ran smoothly and safely without significant operational risk events. The fault backup and recovery time for each information system emergency rehearsal reached our established goal, which demonstrates the capabilities of the Company's core information system required in responding to failures and disasters.

### 5) *Reputational risks*

Reputational risk refers to the risk of negative perceptions about the Company among investors, issuers, regulators, self-regulatory organizations, the public and the media due to its actions or external events and violations of integrity regulations, professional ethics, business norms and conventions by its staff, thereby damaging its brand value, disadvantaging its normal operation, and even affecting the market stability and social stability.

## Section III Discussion and Analysis of the Board of Directors

The Company incorporates reputational risk management into a comprehensive risk management system, establishes a reputational risk management mechanism, and sets up a brand center as the Company's reputational risk management department under the executive office, requiring all departments, branches, sales offices and subsidiaries to actively and effectively prevent reputational risks and respond to reputational risk events, accurately identify, prudently evaluate, dynamically monitor, timely respond to and manage the reputational risks in the process of business management, and strive to maintain the Company's reputation and build a high-quality brand image.

In the first half of 2024, the Company further improved the efforts of reputational risk management. During the Reporting Period, the Company did not experience any major reputational risk event.

### (II) Other disclosures

Applicable  Not applicable

#### 1. The operation plan and goals for the next reporting period and the strategies and actions adopted for achieving the goals

The year 2024 is a critical year of the “second three-year” along the pathway of “Nine-Year Strategic Plan in 3 Three-Year Steps” of the Group on its past achievements. In the second half of the year, the Company will proceed with confidence and rise up to challenges, so as to seize the opportunities and leap forward in holding the opportunities arising from further deepening reform comprehensively to advance Chinese modernization. The Company will continue to deliver solid outcomes for the “five key essays”. The Company will pursue its commitment to serve the building of a strong financial country and the development of Shanghai into a global financial centre. With resolute implementation of the actions of deepening and improving SOE reform as an important part of its efforts, the Company will focus on the leading role of its strategies and give prominence to strategic agility to facilitate high-quality development for the effective implementation of our strategic planning. The Company will focus on reform and upgrading, give emphasis to business synergies and further promoted the development of the service system for the retail, institutional and corporate customers, so as to consolidated our three core strengths. The Company will focus on management empowerment, give emphasis to professional services and improve the efficiency of corporate management, so as to continuously enhance the core competitiveness of the main businesses and accelerate its efforts of developing itself into an investment bank that is globally competitive with market influence.

## Section III Discussion and Analysis of the Board of Directors

In practice, for our main businesses, we will improve the core capability of asset allocation for our **wealth management business**, accelerate the operation of the asset allocation center, and enhance the efficiency of attracting traffic and providing services. We will enhance the capability of providing services along the industrial chain and comprehensive cross-boundary services for our **futures business**. We will ensure effective implementation of our strategies for customer services, enhance the conversion rate of high net worth individuals, while delivering solid outcomes for institutional clients for our **margin financing and securities lending business**. We will optimize our business strategies by actively incorporating the corporate client service system for our **stock-pledged financing business**. We will remain determined while actively adapting to changes in circumstances, optimizing and adjusting our business strategies, strengthen efforts of exploring quality projects and clients, further promote the development of industrial capabilities and develop our strength of serving scientific and technological innovation for our **investment banking business**. We will strengthen our capability of exploring quality assets and formulating precise strategies, enhance the core capability in conducting transactions, strengthen efforts of market making and investment, strengthen our cooperation with leading institutional clients, optimize our research system and strengthen efforts of exploring quality managed projects for our **institutional and trading business**. We will enhance our capability of acquiring quality assets, optimize product layout and deepen reform of internal procedures and systems for our **investment management business**. We will expand the sources of acquiring clients, provide differentiated product system and asset allocation portfolio, enrich the features of Jun Hong APP, expand the pipeline of quality projects in investment bank, and optimize product line of cross-boundary business for our **International business**.

### 2. Risk control for business innovation

- (1) The Company has adopted innovative business in its comprehensive risk management system. Based on the development and risk profile of innovative business, the Company has established a complete decision-making mechanism, a management model and an organization structure catering for its business and formulated relevant compliance and risk management mechanism for the innovative business to standardize the risk management for the innovative business during the entire process. The sustainable and healthy development of each innovative business on the premise of building the capability to monitor, control and bear risks was ensured through risk assessment and determination, inspection before launch and continuous management for innovative business. Before the launch of innovative business, risk management departments of the Company conducted compliance verification, identification and assessment, measurement and analysis, and directed business department to improve internal control mechanism in relation to policies and procedures.
- (2) The Company has established multi-level risk control and warning mechanism for innovative business and designed various risk control indicators and risk limits for each level based on the risk profile of the business, which enabled dynamic track to the risks of innovative business. In the course of each particular business, the specific compliance and risk controller of business department was responsible for overseeing the market and the risk management department conducted independent monitoring, so as to prompt risk warning in case of abnormal risk control indicators and take corresponding risk control measures based on the level of the risk warning, therefore ensuring the risk level of innovative business at any time was within the tolerance of the Company.

## Section III Discussion and Analysis of the Board of Directors

- (3) The Company has established the policy of regular report and significant risk event report for innovative business to issue regular risk information report for the innovative business, ensuring that all the staff and senior management involved in innovative business were informed of all necessary business, risk and management information on a timely basis. When the operation of innovative business was impacted by reason of external market turmoil, internal management problems and technical system failure, which might result in significant loss to the interest or reputation of the Company, the responsible department or the internal control department that identified the risk should immediately report to the business leader, the chief risk officer and the risk management department for the implementation of existing contingency plan or proposing new response plan based on the actual situation by the decision makers.
- (4) The Company conducted special review on the conduction of innovative business on a regular basis to continuously improve the internal control and risk response capacity of the business. Such special review covered important steps of innovative business and management. Each of the related departments studied and analyzed the conduction and internal control mechanism of innovative business based on the findings of special review, constantly improved the management policies, operation process and corresponding control mechanism, and completed the contingency plan for innovative business, ensuring the stable and healthy development of innovative business.

### 3. ESG risks factors and management

The Company has incorporated ESG risk factors into its comprehensive risk management system through the formation of the ESG and Sustainable Development Committee that is responsible for the comprehensive development of the ESG risk management system. The Company has been improving the ESG risk control systems and mechanisms by formulating the Measures on ESG Risk Management, which fully incorporates various ESG risk factors including key aspects, key businesses, identification, monitoring, reporting and handling of risks, preventing ESG risks from developing into other risks. The Company has been strengthening its efforts of monitoring and warning of ESG risks, highlighting key policies, issues and relevant entities in respect of ESG risks, and conduct regular investigation in its positions, thereby continuously strengthening its capability of identifying and judging ESG risks. The Company has attached great importance to the application of IT to the management of ESG risks, initiated the development of ESG risk management system and steadily improved the efficiency of ESG risk management. The Company fully recognizes the potential impacts of climate changes on its daily operation and financial business, and has established the Climate Risk Management System based on the recommended framework under the IFRS Sustainability Disclosure Standards 2 (IFRS S2) – Climate related Disclosures issued by the International Sustainability Standards Board (ISSB), at the levels of governance, strategies, risk management and indicators and targets, so as to closely monitor the relevant impact of climate risks and actively deliver solid outcomes for assessment of risks and opportunities arising from climate changes. The Company has been promoting the construction of ESG risk culture, advocates concepts of ESG risk management, and has published the Statement of ESG Risk Management to enhance the quality of the disclosure of ESG information.

## Section IV Corporate Governance

### I. INFORMATION OF THE GENERAL MEETING

Meeting session	Convening date	The address of the designated website for publishing resolutions	The disclosure date for publishing resolutions	Resolutions at the meeting
2024 First Extraordinary General Meeting	20 March 2024	www.sse.com.cn www.hkexnews.hk	21 March 2024	The Resolution on Repurchase and Cancellation of Part of Restricted A Shares (《關於提請審議回購註銷部分 A 股限制性股票的議案》) and the Resolution on the Appointment of Mr. LI Junjie and Mr. ZHANG Manhua as Directors of the Company (《關於選舉李俊傑先生、張滿華先生為公司董事的議案》) were considered and approved
2024 First A Share Class Meeting	20 March 2024	www.sse.com.cn www.hkexnews.hk	21 March 2024	The Resolution on Repurchase and Cancellation of Part of Restricted A Shares (《關於提請審議回購註銷部分 A 股限制性股票的議案》) was considered and approved
2024 First H Share Class Meeting	20 March 2024	www.sse.com.cn www.hkexnews.hk	21 March 2024	The Resolution on Repurchase and Cancellation of Part of Restricted A Shares (《關於提請審議回購註銷部分 A 股限制性股票的議案》) was considered and approved
2023 Annual General Meeting	21 May 2024	www.sse.com.cn www.hkexnews.hk	22 May 2024	The 2023 Work Report of the Board of the Company (《2023 年公司董事會工作報告》), the 2023 Work Report of the Supervisory Committee of the Company (《2023 年公司監事會工作報告》), the Resolution on 2023 Profit Distribution Plan of the Company (《關於提請審議公司 2023 年度利潤分配方案的議案》), the Resolution on the Re-appointment of Accountant Firm (《關於提請審議續聘會計師事務所的議案》), the Resolution on the 2023 Annual Report of the Company (《關於提請審議公司 2023 年年度報告的議案》), the Resolution on the Potential Related Party Transactions Contemplated in the Ordinary Course of Business of the Company in 2024 (《關於預計公司 2024 年度日常關聯交易的議案》), the 2023 Duty Performance Report of the Independent Directors (《2023 年公司獨立董事述職報告》), the Resolution on the Grant of General Mandate to the Board to issue Additional A Shares and/or H Shares (《關於授予董事會增發公司 A 股、H 股股份一般性授權的議案》), the Resolution on the General Mandate to Issue Onshore and Offshore Debt Financing Instrument (《關於提請審議公司發行境內外債務融資工具一般性授權的議案》), the Resolution on the Potential Related Party Transactions Involved in the Issuances of the Onshore and Offshore Debt Financing Instruments (《關於公司發行境內外債務融資工具可能涉及關聯交易的議案》), the Resolution on the Proposed Amendments to the Articles of Association (《關於提請審議修訂公司章程的議案》) and the Resolution on the Authorization of the Board to Determine the Company's Interim Profit Distribution Plan for 2024 (《關於授權董事會決定 2024 年中期利潤分配方案的議案》) were considered and approved



## Section IV Corporate Governance

Meeting session	Convening date	The address of the designated website for publishing resolutions	The disclosure date for publishing resolutions	Resolutions at the meeting
2024 Second A Share Class Meeting	21 May 2024	www.sse.com.cn www.hkexnews.hk	22 May 2024	The Resolution on the Proposed Amendments to the Articles of Association (《關於提請審議修訂公司章程的議案》) was considered and approved
2024 Second H Share Class Meeting	21 May 2024	www.sse.com.cn www.hkexnews.hk	22 May 2024	The Resolution on the Proposed Amendments to the Articles of Association (《關於提請審議修訂公司章程的議案》) was considered and approved

### Request for convening of an extraordinary general meeting by the holders of preferred shares with voting rights restored

Applicable  Not applicable

### General meetings

Applicable  Not applicable

## II. CHANGES IN DIRECTORS, SUPERVISORS AND SENIOR MANAGEMENT OF THE COMPANY

Applicable  Not applicable

Name	Positions	Change
LI Junjie	President	appointed
LI Junjie	Director, Vice chairman of the Board	elected
ZHANG Manhua	Director	elected
NIE Xiaogang	Secretary to the board	appointed
CHEN Zhongyi	Vice president	appointed
HAN Zhida	Vice president	appointed
Wang Song	Former vice chairman of the Board, Director, president	resigned
YU Jian	Former Director, secretary to the Board	resigned
WANG Wenjie	Former Director	resigned
AN Hongjun	Former Director	resigned
ZHANG Yipeng	Former Director	resigned

## Section IV Corporate Governance

### Changes in Directors, Supervisors and senior management of the Company

√ Applicable    □ Not applicable

1. Mr. WANG Wenjie resigned as a Director of the Company on 4 January 2024 due to work arrangements.
2. Mr. WANG Song resigned from the positions of vice chairman of the Board, Director and president of the Company on 23 January 2024, as he has reached the age of retirement.
3. On 23 January 2024, the Company considered and approved the Resolution on the Proposed Appointment of the President of the Company (《關於提請審議聘任公司總裁的議案》) in the 23rd extraordinary meeting of the Sixth Session of the Board, to appoint Mr. LI Junjie, the former vice president, as the president of the Company.
4. On 20 March 2024, the Company considered and approved the Resolution on the Appointment of Mr. LI Junjie and Mr. ZHANG Manhua as Directors of the Company (《關於選舉李俊傑先生、張滿華先生為公司董事的議案》) in the 2024 First Extraordinary General Meeting, to appoint Mr. LI Junjie and Mr. ZHANG Manhua as Directors of the Sixth Session of the Board; according to the resolution of the 23rd extraordinary meeting of the Sixth Session of the Board, Mr. LI Junjie has been appointed as the vice chairman of the Sixth Session of the Board with immediate effect.
5. Mr. YU Jian resigned from the positions of Director and secretary to the Board of the Company on 24 May 2024, due to retirement.
6. On 24 May 2024, the Company considered and approved the Resolution on the Proposed Appointment of the Vice President of the Company (《關於提請聘任公司副總裁的議案》) and the Resolution on the Proposed Appointment of Secretary to the Board (《關於提請聘任公司董事會秘書的議案》) in the 25th extraordinary meeting of the Sixth Session of the Board, to appoint Mr. CHEN Zhongyi and Mr. HAN Zhida as the vice president of the Company and appoint Mr. NIE Xiaogang as the secretary to the Board of the Company; Mr. CHEN Zhongyi officially took office on the same date; Mr. HAN Zhida formally took office on 17 July 2024 after passing the level assessment test for senior management of the securities companies; Mr. NIE Xiaogang formally took office on 5 July 2024 after obtaining the certificate of appointment training for the Board secretary issued by the Shanghai Stock Exchange.
7. Mr. AN Hongjun resigned as a director of the Company on 6 August 2024 due to work arrangements.
8. Mr. ZHANG Yipeng resigned as a Director of the Company on 20 August 2024 due to retirement.
9. On 29 August 2024, the Resolution on Consideration of the Nomination of Candidates for the Directors of the Company (《關於提請審議提名公司董事候選人的議案》) was considered and approved at the 14th meeting of the Sixth Session of the Board, to nominate Mr. WANG Tao and Mr. CHEN Yijiang as director candidates, and they will formally take their offices upon the approval of the resolution at the general meeting.

## Section IV Corporate Governance

10. On 30 November 2023, after the resignation of Mr. LEE Conway Kong Wai due to the expiry of his term of office, the Company failed to comply with the requirements under Rule 3.21 of the Hong Kong Listing Rules on the Audit Committee of the Board consisting of a majority of independent non-executive Directors and an independent non-executive Director as the chairman. On 10 January 2024, Mr. PU Yonghao was appointed as a member of the Audit Committee of the Board and Mr. YIM, Chi Hung Henry was appointed as the chairman of the Audit Committee of the Board. With the appointments, the Company has re-complied with the requirements in respect of the number of members and the composition of the Audit Committee of the Board as stipulated under Rule 3.21 of the Hong Kong Listing Rules.

### III. PROPOSAL FOR PROFIT DISTRIBUTION OR TRANSFER OF CAPITAL RESERVE FUND INTO CAPITAL

#### Half-year proposal for profit distribution and transfer of capital reserve fund into capital

Whether to distribute profit or transfer capital reserve fund into capital	Yes
Number of bonus shares for every 10 shares (share)	–
Amount of dividend for every 10 shares (RMB) (inclusive of tax)	1.5
Number of increased shares for every 10 shares (share)	–

#### Relevant explanation on proposal for profit distribution or transfer of capital reserve fund into capital

As authorized by the 2023 Annual General Meeting, the Proposal on the Interim Profit Distribution Plan for 2024 of Guotai Junan Securities Co., Ltd. (《關於提請審議公司2024年中期利潤分配方案的議案》) was considered and approved at the fourteenth meeting of the sixth session of the Board, whereby the Company will distribute an interim dividend of RMB1.5 (tax inclusive) for every 10 shares for 2024 based on the total share capital of the Company on the record date of the equity distribution (the “2024 Interim Dividend”).

If calculated based on the total share capital of the Company of 8,903,730,620 Shares as of 30 June 2024, the total amount of cash dividends to be distributed would be RMB1,335,559,593, accounting for 26.63% of the consolidated net profit attributable to owners of the parent company in the first half of 2024. In respect of the payment of the 2024 Interim Dividend to H Shareholders, such dividend will be paid to the H Shareholders whose names appear on the register of members of H Share on Wednesday, 18 September 2024 (the “Record Date”).

The register of members of the H Shares will be closed from Friday, 13 September 2024 to Wednesday, 18 September 2024 (both days inclusive) for the purpose of ascertaining the entitlement of holders of H Shares to the 2024 Interim Dividend. No transfer of H shares will be registered during the period. Shareholders whose names appear on the register of members of H Shares on Wednesday, 18 September 2024 will be entitled to the 2024 Interim Dividend. In order to qualify for receiving the 2024 Interim Dividend, the H Shareholders must lodge the transfer documents together with the relevant share certificates at the H Share Registrar of the Company, Computershare Hong Kong Investor Services Limited, on or before 4:30 p.m. on Thursday, 12 September 2024 at Shops 1712-1716, 17th Floor, Hopewell Centre, 183 Queen’s Road East, Wanchai, Hong Kong.

## Section IV Corporate Governance

Cash dividends are denominated and declared in Renminbi and paid to A Shareholders in Renminbi and to H Shareholders in Hong Kong dollars. The actual amount of Hong Kong dollars will be converted into Hong Kong dollars based on the average benchmark exchange rate of Renminbi to Hong Kong dollars published by the People's Bank of China for the five business days prior to the date on which the Board of Directors of the Company resolves to distribute the 2024 Interim Dividend (i.e. RMB0.913678 to HK\$1.00), being a cash dividend of HK\$1.641716 (tax included) for every 10 H Shares. The interim dividend is expected to be paid on or before 21 October 2024 to the Shareholders as at the Record Date.

### IV. THE EQUITY INCENTIVE SCHEME, EMPLOYEE SHARE SCHEME OR OTHER EMPLOYEE INCENTIVES OF THE COMPANY AND THE IMPACT THEREOF

#### (I) Restricted Share Incentive Scheme of A Shares

##### 1. Purpose of the Scheme

In order to further enhance the corporate governance structure of the Company, realize the long-term incentives and constraints for the executive Directors, senior management and other core staff, fully activate their motivation and creativity, align their interests more closely with the long-term development of the Company, prevent loss of talents and realize sustainable corporate development, the Company has formulated the Restricted Share Incentive Scheme of A Shares ("the Incentive Scheme") in accordance with the requirements of relevant laws, administrative regulations, regulatory documents and the Articles of Association.

##### 2. Participants of the Scheme

The Incentive Participants in the First Grant of the Incentive Scheme are executive Directors, senior management and other core staff of the Company, and the Incentive Participants of Reserved Grant are senior management and other core staff of the Company.

##### 3. The total number of shares that may be issued under the Scheme and their percentage of the issued shares as at the date of the interim report

The Incentive Scheme uses Restricted Shares as incentive tools, the source of underlying shares is the ordinary A Shares of the Company repurchased from the secondary market by the Company. On 17 July 2020, the Company completed the repurchase and actually repurchased 88,999,990 A Shares of the Company.

On 17 September 2020, the Company granted 79,300,000 Restricted A Shares to Incentive Participants ("First Grant"). In the process of actual subscription upon the determination of the Grant Date of the First Grant, 79,000,000 Restricted Shares were actually subscribed by the Incentive Participants, as the Incentive Participants voluntarily gave up the subscription of part of the Restricted Shares granted for personal reasons. The Restricted Shares not taken up have been reallocated to the Reserved Shares.

## Section IV Corporate Governance

On 2 November 2020, the Company completed the registration of 79,000,000 Restricted A shares of the First Grant under the Incentive Scheme with China Securities Depository and Clearing Corporation Limited, Shanghai Branch.

On 19 July 2021, the Company granted 9,999,990 Restricted A Shares reserved under the Incentive Scheme to the Incentive Participants (“Reserved Grant”).

Since the First Grant of the Restricted A Shares of the Company to 8 September 2021, as the Incentive Participants under the First Grant are no longer qualified as the Incentive Participants, a total of 1,778,000 Restricted A Shares granted to such Incentive Participants but not yet unlocked have been repurchased and cancelled by the Company on 27 January 2022 with the repurchase price at RMB7.08 per share and the repurchase amount of RMB12,588,240. Upon completion of the repurchase and cancellation of the Company, there are 87,221,990 Restricted A Shares remaining.

On 29 November 2022, the Company convened the twelfth extraordinary meeting of the sixth session of the Board and the fourth extraordinary meeting of the sixth session of the Supervisory Committee, at which the Resolution on Proposing to Consider the Achievement of Releasing Selling Restrictions in the First Lock-up Period for the First Grant under the Restricted Share Incentive Plan of A Shares and Releasing Selling Restrictions (《關於提請審議公司 A 股限制性股票激勵計劃首次授予部分第一個限售期解除限售條件成就並解除限售的議案》) was reviewed and approved, pursuant to which releasing selling restrictions in the first lock-up period for the First Grant under the restricted share incentive plan of A shares of the Company have been achieved, the Company completed the relevant procedures for the releasing selling restrictions for the 24,900,183 Restricted Shares held by 420 Incentive Participants in total in accordance with relevant regulations, and the above shares have been released selling restrictions and traded on 21 December 2022. A total of 62,321,807 shares remain unlocked, of which there are 52,321,817 shares under the First Grant and 9,999,990 shares under the Reserved Grant.

On 20 March 2023, the Company convened the 2023 first extraordinary general meeting, the 2023 first A Shareholders’ class meeting and the 2023 first H Shareholders’ class meeting, at which the Resolution on Proposing to Consider Repurchase and Cancellation of Certain Restricted A Shares (《關於提請審議回購註銷部分 A 股限制性股票的議案》) was reviewed and approved. Since 19 of the 487 Incentive Participants under the restricted share incentive plan of A shares of the Company have terminated their labor contracts or not fully met the performance appraisals, the Company repurchased and cancelled all or part of the Restricted Shares granted to such Incentive Participants, totalling 2,156,747 shares, on 9 June 2023, of which 1,714,037 shares of the First Grant are repurchased at RMB6.40 per share and 442,710 shares of the Reserved Grant are repurchased at RMB7.27 per share with the repurchase amount of RMB14,188,338.50. There are 60,165,060 restricted A shares remaining, of which there are 50,607,780 shares under the First Grant and 9,557,280 shares under the Reserved Grant.

## Section IV Corporate Governance

On 10 January 2024, the Company convened the twenty-second extraordinary meeting of the sixth session of the Board and the fifth extraordinary meeting of the sixth session of the Supervisory Committee, at which the Resolution on Proposing to Consider the Achievement of Releasing Selling Restrictions in the second Lock-up Period for the First Grant Under the Restricted Share Incentive Plan of A Shares and Releasing Selling Restrictions (《關於提請審議公司 A 股限制性股票激勵計劃首次授予部分第二個限售期解除限售條件成就並解除限售的議案》) and the Resolution on Proposing to Consider the Achievement of Releasing Selling Restrictions in the First Lock-up Period for the Reserved Grant Under the Restricted Share Incentive Plan of A Shares and Releasing Selling Restrictions (《關於提請審議公司 A 股限制性股票激勵計劃預留授予部分第一個限售期解除限售條件成就並解除限售的議案》) were reviewed and approved, pursuant to which releasing selling restrictions in the second lock-up period for the First Grant and the first lock-up period for the Reserved Grant under the restricted share incentive plan of A shares of the Company have been achieved, the Company completed the relevant procedures for the releasing selling restrictions for the 27,704,280 Restricted Shares held by 468 Incentive Participants in total in accordance with relevant regulations, and the above shares have been released selling restrictions and traded on 5 February 2024.

On 20 March 2024, the Company convened the 2024 first extraordinary general meeting, the 2024 first A Shareholders' class meeting and the 2024 first H Shareholders' class meeting, at which the Resolution on Proposing to Consider Repurchase and Cancellation of Certain Restricted A Shares (《關於提請審議回購註銷部分 A 股限制性股票的議案》) was reviewed and approved. Since 12 of the 475 Incentive Participants under the restricted share incentive plan of A shares of the Company have terminated their labor contracts or not fully met the performance appraisals, the Company repurchased and cancelled all or part of the Restricted Shares granted to such Incentive Participants on 27 May 2024, totaling 880,196 shares, of which 437,486 shares of the First Grant are repurchased at RMB5.87 per share and 442,710 shares of the Reserved Grant are repurchased at RMB6.74 per share with the repurchase amount of RMB5,551,908.22, there are 31,580,584 Restricted A Shares remaining of the Company with 25,473,820 shares of the First Grant and 6,106,764 shares of the Reserved Grant.

As at the date of this report, the total number of shares granted under the Incentive Scheme is 88,999,990 shares, representing approximately 1.00% of the issued shares of the Company. At the beginning and end of the Reporting Period, no Shares could be granted under the Incentive Scheme.

#### 4. The maximum entitlement of each participant under the Scheme

The total number of shares to be granted to any single Incentive Participant of the Incentive Scheme under all the fully effective share incentive schemes of the Company within the effective period shall not exceed 1% of the total share capital of the Company.

#### 5. The period during which the grantee may exercise the option under the Scheme

Not applicable

## Section IV Corporate Governance

### 6. Vesting period of awards granted under the Scheme

**A** *The lock-up periods of the Restricted Shares granted under the Incentive Scheme are 24 months, 36 months and 48 months, respectively, from the date of completion of equity registration of the corresponding portions granted.*

#### Time schedule for unlocking of the First Grant:

Unlocking Batches	Time Schedule for Unlocking	Unlocking ratio
First batch of the Restricted Shares to be unlocked	Commencing from the first trading day upon the expiry of 24 months from the date of completion of registration for the grant of the corresponding portion of the Restricted Shares to the last trading day upon the expiry of 36 months from the date of completion of registration for the grant of the Restricted Shares	33%
Second batch of the Restricted Shares to be unlocked	Commencing from the first trading day upon the expiry of 36 months from the date of completion of registration for the grant of the corresponding portion of the Restricted Shares to the last trading day upon the expiry of 48 months from the date of completion of registration for the grant of the Restricted Shares	33%
Third batch of the Restricted Shares to be unlocked	Commencing from the first trading day upon the expiry of 48 months from the date of completion of registration for the grant of the corresponding portion of the Restricted Shares to the last trading day upon the expiry of 60 months from the date of completion of registration for the grant of the Restricted Shares	34%

#### Time schedule for unlocking of the Reserved Grant:

Unlocking Batches	Time Schedule for Unlocking	Unlocking ratio
First batch of the Restricted Shares to be unlocked	Commencing from the first trading day upon the expiry of 24 months from the date of completion of registration for the grant of the corresponding portion of the Restricted Shares to the last trading day upon the expiry of 36 months from the date of completion of registration for the grant of the Restricted Shares	33%
Second batch of the Restricted Shares to be unlocked	Commencing from the first trading day upon the expiry of 36 months from the date of completion of registration for the grant of the corresponding portion of the Restricted Shares to the last trading day upon the expiry of 48 months from the date of completion of registration for the grant of the Restricted Shares	33%
Third batch of the Restricted Shares to be unlocked	Commencing from the first trading day upon the expiry of 48 months from the date of completion of registration for the grant of the corresponding portion of the Restricted Shares to the last trading day upon the expiry of 60 months from the date of completion of registration for the grant of the Restricted Shares	34%

## Section IV Corporate Governance

The Restricted Shares held by the Incentive Participants who have not fulfilled the conditions for unlocking, unless otherwise provided under the Incentive Scheme, shall be repurchased by the Company at the Grant Price.

### ***B The Conditions of Operation Results for Unlocking the Restricted Shares***

The Scheme will conduct annual appraisal on the performance indicators of the Company, the performance indicators of the unit (department) and the performance indicators of the individuals during the three accounting years of 2021-2023, achievement of the appraisal target will be used as the unlocking condition of current year for Incentive Participants.

Number of the Restricted Shares to be unlocked in current year by individual = total amount granted to individual × percentage to be unlocked in current year × company performance coefficient × individual performance coefficient.

#### ① The conditions of operation results at the company level

The Company has chosen net profit attributable to parent company, weighted average return on net assets, investment in financial technology innovation, and comprehensive risk control indicator as the company results appraisal indicators, of which, the comprehensive risk control indicator will be used as the threshold indicator. If such indicator of the Company has not reached the threshold value, the corresponding batch of the Restricted Shares shall not be unlocked.

Subject to fulfillment of the comprehensive risk control indicator, the performance coefficient of the Company corresponding to the appraisal result at the company level is as follows:

Company performance coefficient = score of net profit attributable to the parent company × appraisal weight of net profit attributable to the parent company + score of weighted average return on net assets × appraisal weight of weighted average return on net assets + score of investment in financial technology innovation × appraisal weight of investment in financial technology innovation.

In this formula, the appraisal weight of net profit attributable to the parent company is 50%, the appraisal weight of weighted average return on net assets is 40%, and the appraisal weight of investment in financial technology innovation is 10%.

If the appraisal indicator has achieved its target, the score of that indicator is 1, otherwise the score is 0.



## Section IV Corporate Governance

The targets of appraisal indicators at company level are as follows:

Appraisal Indicators	Conditions for Unlocking		
	First Batch	Second Batch	Third Batch
Net profit attributable to the parent company	Not lower than No. 4 in the ranking of comparable companies in 2021	Not lower than No. 3 in the ranking of comparable companies in 2022	Not lower than No. 3 in the ranking of comparable companies in 2023
Weighted average return on net assets	Rise by one place among comparable companies in 2021 as compared to the ranking in 2019	Rise by two places among comparable companies in 2022 as compared to the ranking in 2019	Rise by two places among comparable companies in 2023 as compared to the ranking in 2019
Investment in financial technology innovation	Not less than 6.05% for 2021	Not less than 6.10% for 2022	Not less than 6.15% for 2023
Comprehensive risk control indicator	Threshold value: the rating result of securities companies is Class A Grade A or above and there is no occurrence of material non-compliance with laws and regulations		

The Company has selected CITIC Securities, Haitong Securities, HTSC, GF Securities, Shenwan Hongyuan and China Merchants Securities as comparable companies in the capital market service industry under the financial sector in the categorization of industries by CSRC for A Shares Companies.

### ② Performance conditions at the individual level of Incentive Participants

When the Incentive Participants are appraised on individual performance of the previous year according to the Measures for Performance Appraisal (《考核辦法》) of the Company, the number of Restricted Shares which may be unlocked by the Incentive Participants is linked to the appraisal results of their performance in the previous year.

The relationship between the performance score and the individual performance coefficient of executive Directors and senior management is as follows:

Individual Performance Appraisal Score (N)	Individual Performance Coefficient
$N \geq 95$	100%
$90 \leq N < 95$	95%
$80 \leq N < 90$	90%
$60 \leq N < 80$	75%
$N < 60$	0%

# Section IV Corporate Governance

Individual performance coefficient of other Incentive Participants is linked to the performance of the units (departments) in which they work and their individual performance, the calculation method is as follows:

$$\text{Individual performance coefficient} = \text{Performance score of unit (department)} \times \text{Individual performance score}$$

Unit (Department)/Individual Performance Grade	Unit (Department)/Individual Performance Score
Excellence/Good/Above Average	100%
Pass	90%
Failed	0%

**7. The payables for applying for or accepting the option or award, if any, and the period of payment or notice of payment or the period of repayment of the option loan applied for**

No

**8. Basis of determination of the purchase price of the shares granted**

**(1) The Grant Price of the Restricted A Shares in the First Grant shall not be lower than the higher of the following prices:**

- ① 50% of the average trading price of the A Shares of the Company for the last trading day immediately preceding the date of the announcement of this Incentive Scheme;
- ② 50% of the average trading price of the A Shares of the Company for either the last 20 trading days, 60 trading days or 120 trading days immediately preceding the announcement of this Incentive Scheme.

**(2) The Grant Price of the Restricted A Shares under the Reserved Grant shall not be lower than the higher of the following prices:**

- ① 50% of the average trading price of the A Shares of the Company for the last trading day immediately preceding the announcement of the Board meeting on the grant of the reserved Restricted Shares;
- ② 50% of the average trading price of the A Shares of the Company for either the last 20 trading days, 60 trading days or 120 trading days immediately preceding the announcement of the Board meeting on the grant of the reserved Restricted Shares.

## Section IV Corporate Governance

During the period between the date of announcement of the Incentive Scheme (i.e. 7 June 2020) and the completion of registration for the Restricted Shares by the Incentive Participants, if the Company has increased share capital by conversion of capital reserves, has declared distribution of scrip dividends, carried out division of shares, reduction of shares, rights issue and distribution of dividends, corresponding adjustments to the Grant Price of the Restricted Shares shall be made.

### 9. Remaining validity period of the Scheme

The validity period of the Incentive Scheme shall commence from the date of completion of registration for the First Grant of the Restricted Shares and ends on the date when all the Restricted Shares granted to the Incentive Participants are fully unlocked or repurchased and cancelled, for a maximum of six years, valid until 1 November 2026.

Movements of the share under the Incentive Scheme for the six months ended 30 June 2024 are set out as follows:

Name of participants	As at 1 January 2024	Granted during the period	Cancelled during the period	Lapsed during the period	Unlocking during the period <sup>Note 2</sup>	As at 30 June 2024	Date of Grant <sup>note 1</sup>	Subscription price
<b>Directors</b>								
LI Junjie (Appointed on 20 March 2024)	599,686	-	-	-	197,896	401,790	19 July 2021	RMB 7.95 per share
WANG Song (Resigned on 23 January 2024)	483,740	-	-	-	238,260	245,480	17 September 2020	RMB 7.64 per share
YU Jian (Resigned on 24 May 2024)	398,650	-	-	-	196,350	202,300	17 September 2020	RMB 7.64 per share
<b>Subtotal</b>	<b>1,482,076</b>	<b>-</b>	<b>-</b>	<b>-</b>	<b>632,506</b>	<b>849,570</b>	<b>-</b>	<b>-</b>
First grant to employees	49,725,390	-	437,486	-	24,261,864	25,026,040	17 September 2020	RMB 7.64 per share
Reserved grant to employees	8,957,594	-	442,710	-	2,809,910	5,704,974	19 July 2021	RMB 7.95 per share
<b>Subtotal</b>	<b>58,682,984</b>	<b>-</b>	<b>880,196</b>	<b>-</b>	<b>27,071,774</b>	<b>30,731,014</b>	<b>-</b>	<b>-</b>
<b>Total</b>	<b>60,165,060</b>	<b>-</b>	<b>880,196</b>	<b>-</b>	<b>27,704,280</b>	<b>31,580,584</b>	<b>-</b>	<b>-</b>

## Section IV Corporate Governance

Note 1: For the purpose of the First Grant on 17 September 2020 and the completion of registration on 2 November 2020 for the Restricted Shares, the time schedule for the first batch of the Restricted Shares to be unlocked (33%), the second batch of the Restricted Shares to be unlocked (33%) and the third batch of the Restricted Shares to be unlocked (34%) will be from 2 November 2022 to 1 November 2023, from 2 November 2023 to 1 November 2024 and from 2 November 2024 to 1 November 2025, respectively. For the purpose of the Reserved Grant on 19 July 2021 and the completion of registration on 29 September 2021 for the Restricted Shares, the time schedule for the first batch of the Restricted Shares to be unlocked (33%), the second batch of the Restricted Shares to be unlocked (33%) and the third batch of the Restricted Shares to be unlocked (34%) will be from 29 September 2023 to 28 September 2024, from 29 September 2024 to 28 September 2025 and from 29 September 2025 to 28 September 2026, respectively.

Note 2: The shares have been unlocked on 5 February 2024, and the weighted average closing price of the Shares of the Company on the previous trading day was RMB14.31 per share.

### V. OTHER INFORMATION

#### (I) Securities transactions of Directors, Supervisors and relevant employees

The Company formulated the Administrative Measures for the Shareholdings of Directors, Supervisors and senior management in the Company and Their Changes (hereinafter referred to as the “Administrative Measures”) and constantly made amendments to the Administrative Measures according to latest regulatory requirements, to regulate the conducts of Directors, Supervisors and senior management of the Company in holding and dealing in the Shares. The requirements stipulated in the Model Code have been adopted in the Administrative Measures as the code of conducts for the Directors, Supervisors and relevant employees of the Company to deal in the securities, and the requirements in the Administrative Measures are stricter than the mandatory management provisions in the Model Code. After making enquiries, all the Directors, Supervisors and senior management of the Company have confirmed that they had been in strict compliance with the relevant requirements of the Administrative Measures and the Model Code throughout the Reporting Period.

#### (II) Material changes in relevant information of Directors, Supervisors and chief executive

Mr. SUN Minghui ceased to serve as a director of Shenzhen Textile (Holdings) Co., Ltd. (深圳市紡織(集團)股份有限公司)(a company listed on the Shenzhen Stock Exchange, stock code: 000045) in July 2024; and he ceased to serve as a director of Shenzhen Special Economic Zone Real Estate (Group) Company Limited (深圳經濟特區房地產(集團)股份有限公司)(a company listed on the Shenzhen Stock Exchange, stock code: 000029) in August 2024.

Mr. YIM, Chi Hung Henry served as an independent director of Breton Technology Co., Ltd.(博雷頓科技股份有限公司) in April 2024 and an independent director of Beijing Tong Ren Tang Healthcare Investment Co., Ltd.(北京同仁堂醫養投資股份有限公司) in June 2024.

Mr. ZHOU Zhaohui ceased to serve as the vice chairman of the Board and director of China Great Wall Securities Co., Ltd. (長城證券股份有限公司) (a company listed on the Shenzhen Stock Exchange with stock code of 002939) in June 2024.

## Section IV Corporate Governance

Except for “II. Changes in Directors, Supervisors and senior management of the Company” in this section and the above disclosures, there were no other material changes in the biographical particulars of Directors, Supervisors and chief executive during the Reporting Period pursuant to Rule 13.51B of the Hong Kong Listing Rules.

### (III) Compliance with the Corporate Governance Code

The Company has strictly complied with the Corporate Governance Code by fully complying with the code provisions and satisfied substantially all the requirements for recommended best practices set out therein.

### (IV) Number of employees, remuneration and training programs

As of 30 June 2024, the Group had a total of 14,762 employees, 11,702 of which were employees of the Company. The Company has formulated a series of remuneration management systems in line with the practical conditions of the Company pursuant to relevant PRC laws and regulations and the Articles of Association, including the Administrative Measures on Remuneration, and the Administrative Measures on Performance, and the Administrative Measures on Professional Ranking. The Company establishes a post value and competence oriented which improves the use efficiency of the remuneration resource and motivates excellent employees for the purpose of attracting and retaining excellent talents. The Company has formulated and implemented the Restricted Share Incentive Scheme of A Shares to further strengthen the incentive and retention of the Company’s core backbone employees in accordance with the PRC laws and regulations. The Company maintains and makes contribution to various social insurances (including the pension insurance, medical insurance, unemployment insurance, work-related injury insurance and maternity insurance), housing fund and enterprise annuity for its employees in accordance with the PRC laws and regulations.

Closely focusing on the Company’s development strategy, during the Reporting Period, we optimized investment consultant training and training system of the Company, strengthened the training of talents in key areas, including international talents, digital talents, etc., and carried out international exchange and training projects in an orderly manner. We will continue to promote the training of grassroots management cadres of the Company and continuously improve the marketing capabilities of front-line employees in branches. The average training time of employees was 39 hours.

## Section IV Corporate Governance

### (V) Investor relations

The Company has always attached great importance to the return of investors and has always been committed to enhancing the long-term investment value of the Company by developing the ability of creating the Company's inherent value, and rewarding the investors by means of a continuously high percentage of cash Dividends. At the same time, the Company attaches great importance to the management of investor relations, and has formulated a series of thorough rules and regulations such as the Investor Relations Management System (《投資者關係管理制度》). The Company has set up an investor relations management platform with various communication channels such as on-site, telephone and Internet and various communication methods such as performance explanation sessions, road shows, an investor open day, reception of investors for survey and research, company website, investor hotline and e-mails, and through actively participating in e-interactive platform of the Shanghai Stock Exchange, participating in collective reception for investors or performance briefings, and attending investment strategies meetings or investment forums of seller institutions, and actively enhancing the interactive communication with investors, and thus increases the Company's transparency and ensures that investors could have timely, accurate and comprehensive understanding of the Company. Shareholders may make enquiries through emails, hotlines and directly sending their letters to the Company's office address. The Company will properly and timely handle all enquiries. During the Reporting Period, the Company reviewed the investor relations activities carried out and was satisfied with the implementation and results.

During the Reporting Period, the Company held one analyst conference call, involving a total of 64 analysts and investors from domestic and foreign institutions; received institutional research and participated in seller institutional strategy meetings for a total of 15 times, communicated with 150 analysts and institutional investors; conducted 2 domestic and overseas roadshows, visited shareholders and 24 key institutions. conducted one online briefing on the results; participated in collective performance briefing once; answered 402 investor hotlines and replied on SSE e-interview 50 times.

The Company will continue to further implement the requirements of the CSRC on promoting the investment value of listed companies. On the basis of continuously improving the ability of creating inherent value and consolidating the core competitiveness, the Company will study and consider further measures on enriching value operation and value realization, as well as to take initiative to increase investors return through various measures, such as regular dividend distribution and strengthening of investor relationship management.

## Section IV Corporate Governance

### The communication between the Company and investors in the first half of 2024

Date of reception	Place of reception	Way of reception	Guests	Major topics discussed and information provided
5 January 2024	The Company	On-site communication	ICBC Credit Suisse	Operation and development of the regulatory policy, corporation strategies and wealth management
27 February 2024	Shanghai	On-site communication	Investors invited to the 2024 Spring Strategy Conference of Kaiyuan Securities	Operation and development of the regulatory policy, corporation strategies, institutional and trading, investment management and international business
29 February 2024	Shanghai	On-site communication	Investors invited to the Strategy Conference of Guolian Securities	Operation and development of the regulatory policy, corporation strategies, wealth management, investment banking, institutional and trading, investment management and international business
29 February 2024	Shanghai	On-site communication	Investors invited to the Strategy Conference of Shenwan Hongyuan Securities	Operation and development of the regulatory policy, corporation strategies, wealth management, investment banking, institutional and trading, investment management and international business
8 March 2024	Guangzhou	On-site communication	Investors invited to the Spring Capital Forum 2024 of GF Securities	Operation and development of the corporation strategies, wealth management, investment banking, institutional and trading and investment management
29 March 2024		Telephone communication	Analysts and investors invited to the Company's 2023 Analyst Communication Conference	Operation and development of the corporation strategies, wealth management, investment banking, institutional and trading and international business
8-12 April 2024	Hong Kong	On-site communication	Institutional Investors invited to the 2023 Annual Results Roadshow of the Company	Operation and development of the regulatory policy, corporation strategies, wealth management, institutional and trading, investment management and international business

## Section IV Corporate Governance

Date of reception	Place of reception	Way of reception	Guests	Major topics discussed and information provided
15 April 2024		Online communication	Investors attending the Company's 2023 Annual Results Presentation	Operation and development of the regulatory policy, corporation strategies, investment banking and international business
30 April 2024	The Company	On-site communication	Fullgoal Fund	Operation and development of the regulatory policy, corporation strategies and institutional and trading
7 May 2024	Beijing	On-site communication	Investors invited to Listed Companies Exchange Conference of Shenwan Hongyuan	Operation and development of the regulatory policy, wealth management, institutional and trading and investment management
8 May 2024	Shanghai	On-site communication	Investors invited to the 2024 Spring and Summer Strategy Conference of Founder Securities	Operation and development of the corporation strategies, investment banking, institutional and trading
10 May 2024	Shanghai	On-site communication	Investors participated in the 2023 Collective Results Briefing of Shanghai state-owned listed companies	Corporation strategies and business development
16 May 2024		Telephone communication	Analysts of GF Securities and its invited investors	Operation and development of the corporation strategies, wealth management, investment banking, institutional and trading and investment management and international business
4 June 2024	Shanghai	On-site communication	Investors invited to the 2024 Mid-term Investment Summit of Huatai Securities	Operation and development of the regulatory policy, corporation strategies, wealth management, investment banking, institutional and trading, investment management and international business
5 June 2024	Shanghai	On-site communication	Investors invited to the 2024 Capital Markets Forum of CITIC Securities	Operation and development of the regulatory policy, corporation strategies, wealth management, investment banking and international business



## Section IV Corporate Governance

<b>Date of reception</b>	<b>Place of reception</b>	<b>Way of reception</b>	<b>Guests</b>	<b>Major topics discussed and information provided</b>
14 June 2024		Online communication	Investors invited to IFC Securities Mid-term Strategy Conference	Operation and development of the regulatory policy, corporation strategies, wealth management, investment banking, institutional and trading and investment management
19 June 2024	Beijing	On-site communication	Investors invited to the 2024 Mid-term Strategy Conference of Guotai Junan	Operation and development of the regulatory policy, corporation strategies, wealth management, institutional and trading, investment management and international business
25 June 2024		Online communication	Investors invited to the Strategy Conference of CSC	Operation and development of wealth management, investment banking, institutional and trading
27 June 2024	Shanghai	On-site communication	Investors invited to the 2024 Mid-term Strategy Conference of China Galaxy	Operation and development of the corporation strategies, wealth management, investment banking, institutional and trading and investment management
17-28 June 2024	Beijing, Shanghai	On-site communication	Investors invited to the Roadshow of the Company	Operation and development of the regulatory policy, corporation strategies, wealth management, investment banking, institutional and trading, investment management and international business

# Section V Environment and Social Responsibility

## I. ENVIRONMENTAL INFORMATION

**(I) Environmental protection information of the company and its major subsidiaries on the lists of critical pollutant dischargers published by environmental protection authorities**

Applicable  Not applicable

**(II) Environmental protection information of companies not on the list of critical pollutant dischargers**

Applicable  Not applicable

**1. Administrative penalties due to environmental protection issues**

Applicable  Not applicable

**2. Disclosure of other environmental protection information with reference to the list of critical pollutant dischargers**

Applicable  Not applicable

**3. Reasons for not disclosing other environmental protection information**

Applicable  Not applicable

The Company is not on the lists of critical pollutant dischargers and their major subsidiaries published by environmental protection authorities. As a financial services company, the energy resources consumed and waste generated by the Company mainly come from daily office activities, which has limited impact on the environment. The Company entrusts qualified third-party organizations to conduct inspections for the wastewater, exhaust gases and noises of the headquarters office, and the results are in line with the relevant national standards.

## Section V Environment and Social Responsibility

### (III) Description of subsequent developments or changes in the disclosure of environmental protection information during the Reporting Period

Applicable  Not applicable

### (IV) Relevant information that is conducive to ecological protection, pollution prevention, and fulfilment of environmental responsibilities

Applicable  Not applicable

The Company deeply recognizes the significance of coping with climate change, protecting biodiversity and preventing environmental pollution, and attaches great importance to the significant opportunities brought by economic green and low-carbon development. In 2021 and 2023, the Company formulated and issued the Action Plan for Implementing Peak Carbon Dioxide Emissions and Carbon Neutrality of Guotai Junan (《國泰君安踐行碳達峰與碳中和的行動方案》) and the Action Plan for Comprehensively Improving the Level of Green Financial Services of Guotai Junan (2023-2025) (《國泰君安全面提升綠色金融服務能級的行動方案(2023-2025年)》), respectively. The Company has made a comprehensive layout to enhance the scale of green finance business, service level and brand image, and actively assists in achieving the goal of “Peak Carbon Dioxide Emissions and Carbon Neutrality” and promotes high-quality and sustainable economic development.

#### 1. Provide leading integrated carbon financial services

The Company has actively practiced the concept of green and low-carbon development. It took the lead in establishing an over-the-counter carbon finance business team in the securities industry in 2014, and was among the first batch of companies to obtain the carbon trading license by the CSRC in 2015 and the first domestic securities companies in China for the admission to the International Emission Trading Association (IETA) in 2016. The Company was awarded as an outstanding member and outstanding investment institution piloted by the carbon emissions exchanges in Beijing, Shanghai and Guangdong for many consecutive years. As an important participant in the domestic carbon trading market, it has provided leading carbon financial services for many leading enterprises, and also made outstanding contributions to the liquidity of the domestic carbon market. The Company successively completed the first CCER (Chinese Certified Emission Reduction) transaction, the first carbon inclusive transaction, the first revenue certificate linked to carbon emission quotas, and the first over-the-counter option transaction linked to domestic carbon emission rights in the securities industry, which has provided high-quality carbon financial services to the market, so as to promote enterprises to effectively revitalize their carbon assets and support carbon price discovery. The Company’s carbon finance transaction business serves customers from dozens of regions such as Beijing, Shanghai and Shandong, covering power generation, heat supply, paper making, chemical, iron and steel, transportation, finance, public utilities and other industries. The service targets include emission control enterprises, voluntary carbon neutral enterprises, carbon service platforms, institutional investors, etc. As of the end of June 2024, the Company’s historical cumulative trading volume in the carbon trading market was 80.4987 million tons, of which the trading volume in the carbon trading market in the first half of 2024 was 4.8238 million tons.

## Section V Environment and Social Responsibility

### 2. Provide full-chain green investment and financing services

The Company has deeply cultivated the upstream and downstream enterprises in the green industry chain, intensified the innovation of green financing products, provided a fast review channel for green financing projects, and actively served the green financing needs of enterprises. In the first half of 2024, the lead underwriting amount of green bonds of the Company was RMB16.021 billion; the Company, as a program manager, issued green ABS of RMB2.898 billion; and a scale of RMB2.418 billion was completed for green pledge financing.

The Company fully implemented the ESG investment philosophy, continued to improve the ESG investment and research system, and continuously strengthened its green investment services. The Company initiated and set up industrial funds such as green funds, transformation and development funds, and focused on investing in projects in the fields of photovoltaic power generation, sewage treatment, waste gas treatment, clean energy, smart travel, etc. The Company actively provided the creation, agency sale, custody and outsourcing services of ESG-related products. As of the end of June 2024, the Company has created 11 ESG mutual funds with a total scale of RMB3.557 billion; agency sale of ESG mutual funds totaled 629, accounting for 66.35% of the total number of ESG mutual funds in the market; the custody and outsourcing scale of green asset was RMB4.188 billion, the investment balance of green bonds was RMB11.117 billion.

### 3. Carry out green and low-carbon operations

The Company actively promoted the policy of “intensification, cost reduction, quality improvement and efficiency enhancement”, deeply implemented measures such as green office, green procurement and green travel, and implemented high-standard energy-saving requirements consistently and reduced resource and energy consumption and greenhouse gas emissions to reduce operating costs and improve intensification capabilities and management efficiency.

## (V) Measures taken to reduce carbon emissions during the Reporting Period and the relevant effectiveness

Applicable    Not applicable

The Company actively implements the philosophy of “intensification, cost reduction, quality improvement and efficiency enhancement”, and actively saves energy and reduces emissions through measures such as the implementation of digital office, construction of green data centers, refined management of office spaces and promotion of green office and concept of environmental protection, so as to reduce the impact of its own operations on the environment. In the first half of 2024, the Company’s total energy consumption in Shanghai was 7,213.92 tons of standard coal.

## Section V Environment and Social Responsibility

### 1. Reduce use of paper

The Company promotes implementing digital office practices such as electronic seals, online approvals, online attendance and online meetings to minimize paper use. For necessary paper use, default double-sided printing is set and prints in a reduced format and reuse of waste paper are encouraged to reduce paper consumption.

### 2. Save electricity

The Company encourages employees to turn off unnecessary electrical equipment during non-working hours and turn off all non-essential electrical switches, replaces energy-saving lamps in the office, reduces the duration of lighting in public areas and optimizes the use of air-conditioning, in order to reduce electricity usage in an all-round way.

### 3. Carry out the management of water resources

The Company conducts extensive water conservation education, regularly inspects water use equipment and facilities, prevents the phenomenon of “running, emitting, dripping and leaking”, continuously improves water use efficiency through technological transformation and awareness raising, and reduces per capita water consumption as much as possible.

### 4. Carry out waste management

The Company advocates garbage classification, and unifies the recycling of and classifies the disposal of hazardous waste; establishes and improves the management system of kitchen waste and waste oil to reduce the amount of kitchen waste; sets up food saving slogans in the dining area of employees, and vigorously advocates the “Clean Plate Campaign (光盤行動)”; and encourages employees to bring their own bowls and chopsticks for meals and reduce the use of disposable lunch boxes.

### 5. Promote the construction of green data centers

Focusing on high efficiency and energy saving, the data center of the Company has carried out a number of designs and constructions, and adopted energy-saving technologies such as high-density cold aisle closures, dual-channel centralized water-cooling refrigeration technology, cross-board natural refrigeration and waste heat recovery. In the first half of 2024, the primary energy-saving initiatives taken by the data centers included: completing the enclosed renovation of the cold aisles of 8 cabinets, promoting the optimization of local hot spots in the computer room of data center, to ensure a balanced distribution of internal temperature in the computer room; retiring a total of 72 outdated host servers and migrating their applications to the cloud, adding 2,052 cloud-based servers and saving approximately 44 cabinet spaces and equivalent amounts of electricity and cooling costs; removing 59 outdated and underperforming servers, and saving electricity of approximately 20,000 kWh.

## Section V Environment and Social Responsibility

### II. DETAILED STATUS OF CONSOLIDATING AND EXPANDING POVERTY ALLEVIATION ACHIEVEMENTS, RURAL REVITALIZATION AND OTHER WORK

√ Applicable   □ Not applicable

Poverty alleviation and rural revitalization project	Amounts/content	Description
Total investment (ten thousand yuan)	1,910.64	
Including: funds (ten thousand yuan)	1,910.64	
Cash converted from materials (ten thousand yuan)		
Beneficiaries (persons)	70,000	
Form of support (Such as industrial poverty alleviation, employment poverty alleviation, education poverty alleviation, etc.)	Industrial poverty alleviation, education poverty alleviation	

In the first half of 2024, the Company carried out public welfare work focusing on the topics of serving rural revitalization, deepening education support, helping construction of people's city, financial empowerment and emergency response, further explored the "inclusive + public (普惠+公益)" welfare, and carried out a total of 31 public welfare projects and invested RMB19,106,400 in public welfare funds. The Company strived to establish a new image of social responsibility for Guotai Junan with a distinctive identity.

#### 1. Actively promote the rural revitalization

- (1) In order to respond to the call on strengthening the cooperation between the east and the west and "100 Enterprises for 100 Villages (百企結百村)" from the Shanghai Municipal Committee and the Shanghai Municipal Government, the Company carried out livelihood assistance and industrial assistance projects in Longlong Village, Babu Township, Zhuanbao Village, Liuhe Township and Liangzijing Village, Majie Township, Malipo County, Yunnan Province to help improve the local industrial environment; the Company continued to support the renovation of house facades project of Liulangcheng Group, Guangnan County, Yunnan Province to facilitate the construction of beautiful villages and promote the development of new rural communities.
- (2) Leading rural revitalization with talent revitalization, in cooperation with Zhejiang University, the Company carried out a special seminar (second phase) on "Leaders for Becoming Rich (致富帶頭人)" of rural revitalization for village secretaries, village directors and entrepreneurs who can lead the rich, to support the development of industries in the aided areas. The Company supported participating trainees in applying what they have learned to explore featured projects suitable for local development, leveraging their roles as "Leading Goose" to guide local industrial growth.

## Section V Environment and Social Responsibility

### 2. Continue to implement the “Dream and Hope (築夢希望)” educational support

- (1) Continuously supporting 4 Hope Primary Schools, the Company focused on the needs of teachers and students, updated and upgraded the hardware facilities such as the playground of Dandan Primary School and the computer classroom of Tianzhushan Primary School. The Company distributed Guotai Junan teaching grants and scholarships, continued to implement the Nutritious Lunch Program (營養午餐計劃), benefiting more than 500 students.
- (2) Continuously upholding the tradition of “Doing Good in the New Year (新年行一善)” on the first working day of the new year, the Company launched the caring donation initiative of “One Day’s Salary to Warm Hearts (一日薪、暖人心)” for the Playground of Dandan Hope Primary School, raising over RMB566,900 in donations.
- (3) The Company collaborated with the Oriental Broadcasting Center of Shanghai Radio and Television Station (上海廣播電視台東方廣播中心) to jointly launch a series of public welfare projects called “Seeing the World with Big Eyes (大眼看世界)” for rural students, carry out public welfare activities such as “Little Scientists” and “Little Readers”, and establish a Guotai Junan Audiobook Library, opening windows to the world for rural students.
- (4) Focusing on the mental health of adolescents, the Company launched a public welfare project of “Lighting the Heart Lamp, Building Dreams and Hopes – Spiritual Gardeners of Hundreds of Schools and Thousands of Teachers in Yunnan Province” for primary and secondary schools in Yunnan Province, to help cultivate a backbone team of psychological counselors with professional theoretical and practical skills in psychological counseling and psychological intervention.
- (5) Collaborating with the Shanghai Science and Innovation Commission, the Company supported the inaugural “ETF Cup” Shanghai College Students Innovation and Entrepreneurship Competition, stimulating the vitality of innovation and entrepreneurship among young college students.
- (6) To actively implement the national strategies of “Financial Power” and “Educational Power,” the Company promoted Chinese-style modernization with the concept of “Finance Empowering Education and Education Empowering Finance,” contributing to the creation of a positive campus culture and supporting Fudan University’s Cultural Academic Calendar Project.

## Section V Environment and Social Responsibility

### 3. Facilitate the construction of Shanghai People's City

- (1) The Company invested RMB10 million to support the comprehensive rural assistance in Fengxian District, Shanghai, to help with the revitalization of rural areas in Fengxian District; to support the construction of the "Beauty in Dachun" indoor stage construction project in Dachun Village, Shuxin Town, Chongming District, enrich the cultural life of local residents, and further promote the construction of rural spiritual civilization.
- (2) In terms of caring for the elderly: The Company carried out the New Year greetings, sending holiday blessings to all the elderly in Fenshuidun Village and Nansong Village, Fengcheng Town, Fengxian District.
- (3) In terms of caring for children: Continue to promote the operation of the "Special Fund for Child-Friendly City Construction of Guotai Junan in Shanghai", to help the construction of a child-friendly city in Shanghai.

### 4. Promote a public welfare culture of "Finance for the Good"

- (1) Continuing to carry out the public welfare project of "Neighborhood Protection (鄰里守護)", the Company supported a total of 6 branches to carry out 7 public welfare activities such as assisting the poor and disadvantaged and providing disaster relief and schooling in the locality.
- (2) Holding the "One Company for One County" pairing assistance • Malipo Day" event by advocating "Support for Rural Areas by Purchasing and Consumption Instead of Donation" to showcase the achievement of "One Company for One County" pairing assistance since 2017, the Company enhanced the market recognition of Malipo's featured agricultural products and improved employees' attention and participation in public welfare work.
- (3) Relying on its "Public Welfare Leave" system, the Company has built a platform for releasing public welfare projects to facilitate the volunteers of the "Finance for the Good" to provide in-depth volunteer services in schools, communities, and venues during the important holidays such as Lei Feng Memorial Day and China Arbor Day. The Company launched a charity book donation campaign for its assisted area, Xinzhexian Primary School in Guangnan County, Yunnan Province, with a total of over 1,500 books donated to enrich the extracurricular lives of the rural students. The Company has successively set up financial quotient classes for teenagers at Mingqiang Primary School in Qibao Town, Shanghai, disseminated knowledge on "Safe Use of Smartphones for Convenience of the People" in community parks, carried out investor education activities at the China Securities Museum, and jointly carried out tree planting activities with local villagers in Fenshuidun Village for pairing assistance, thereby constantly enhancing the recognition of the public welfare brand of "Finance for the Good".



## Section VI Significant Events

### I. THE PERFORMANCE OF UNDERTAKINGS

#### (I) The undertakings of the Company's de facto controller, Shareholders, related parties, acquirers and the Company and other related parties during the Reporting Period or that continued to be valid during the Reporting Period

√ Applicable    □ Not applicable

Backgrounds of undertakings	Types of undertakings	Parties giving undertakings	Content of undertakings	Times of undertakings	Whether there is a performance period	Periods of undertakings	Whether undertakings were performed timely and strictly	Detailed reasons, if undertaking were not performed timely	Next steps, if undertaking were not performed timely
Undertakings related to initial public offering	Other	Shanghai State-owned Assets Management Co., Ltd.	The undertaking of avoiding the competition with Guotai Junan in the same industry	June 2015	Yes	From the date of the initial public offering of the A Shares of Guotai Junan to the date on which it ceases to be the Company's controlling shareholder <sup>Note 1</sup>	Yes	-	-
	Other		The undertaking of indemnifying investors' losses in the case of false disclosure	June 2015	Yes	Permanent	Yes	-	-
	Other	Shanghai International Group Co., Ltd.	The undertaking of avoiding the competition with Guotai Junan in the same industry	June 2015	Yes	From the date of the initial public offering of the A Shares of Guotai Junan to the date on which it ceases to be the Company's de facto controller <sup>Note 1</sup>	Yes	-	-
	Other		The undertaking of avoiding the competition with Guotai Junan in the same industry (Non-Competition Arrangement)	April 2017	Yes	From the listing date of the H Shares of Guotai Junan to the date on which it ceases to be the Guotai Junan's controlling shareholder <sup>Note 2</sup>	Yes	-	-
	Other		The undertaking of indemnifying investors' losses in the case of false disclosure	June 2015	Yes	Permanent	Yes	-	-

## Section VI Significant Events

Backgrounds of undertakings	Types of undertakings	Parties giving undertakings	Content of undertakings	Times of undertakings	Whether there is a performance period	Periods of undertakings	Whether undertakings were performed timely and strictly	Detailed reasons, if undertaking were not performed timely	Next steps, if undertaking were not performed timely
	Other	The Company	The undertaking of repurchasing shares and indemnifying investors' losses in the case of false disclosure	June 2015	Yes	Permanent	Yes	-	-
	Other	Directors, Supervisors and senior management of the Company	The undertaking of indemnifying investors' losses in the case of false disclosure	June 2015	Yes	Permanent	Yes	-	-

Note 1: The controlling shareholder and the de facto controller as referred to herein are as defined under the SSE Listing Rules.

Note 2: The controlling shareholder as referred to herein is as defined under the Hong Kong Listing Rules.

### II. APPROPRIATION OF FUNDS FOR NON-OPERATING PURPOSES BY CONTROLLING SHAREHOLDERS AND OTHER RELATED PARTIES DURING THE REPORTING PERIOD

Applicable  Not applicable

### III. NON-COMPLIANT GUARANTEES

Applicable  Not applicable

### IV. AUDITING OF INTERIM REPORT

Applicable  Not applicable

### V. CHANGES IN AND FOLLOW-UP MEASURES FOR MATTERS INVOLVED IN NONSTANDARD AUDIT OPINIONS IN THE PREVIOUS YEAR'S ANNUAL REPORT

Applicable  Not applicable

## Section VI Significant Events

### VI. BANKRUPTCY AND RESTRUCTURING RELATED MATTERS

Applicable  Not applicable

### VII. MATERIAL LITIGATION AND ARBITRATION

The Company had material litigations and arbitrations during the Reporting Period

The Company had no material litigation and arbitration during the Reporting Period

### VIII. SUSPECTED NON-COMPLIANCE WITH LAWS AND REGULATIONS BY AND PENALTIES IMPOSED ON THE COMPANY, ITS DIRECTORS, SUPERVISORS, SENIOR MANAGEMENT, CONTROLLING SHAREHOLDER, DE FACTO CONTROLLER<sup>Note</sup> AS WELL AS RELEVANT RECTIFICATIONS

Applicable  Not applicable

#### 1. The Company was subject to administrative supervision measures taken by the CSRC with a warning letter

In January 2024, administrative supervision measures were taken by the CSRC and issued warning letters to the Company as the Company failed to perform its duties in the entrusted management process as the trustee of the corporate bonds of Tahoe Group Co., Ltd. (the “issuer”), and failed to supervise the issuer to disclose the relevant information in a truthful, accurate, complete and timely manner.

In response to the above issue, the Company has taken the following rectification measures: First, the Company has pursued accountability of relevant entities. Second, the Company has further strengthened internal learning and training. Thirdly, the Company has paid more attention to the issuer’s litigation and arbitration, regularly inspected the issuer’s litigation through external channels, urged the issuer to make timely disclosure and timely issue temporary entrusted management affairs report.

## Section VI Significant Events

### **2. The Jinan Shengli Avenue Securities Business Department of the Company was subject to administrative supervision measures taken by Shandong Securities Regulatory Bureau of the CSRC with a warning letter**

In January 2024, certain employees of the Jinan Shengli Avenue Securities Business Department of the Company provided customers with the answers to key questions in risk assessment and the answers to the knowledge test of margin financing and securities lending business, and the Department was subject to administrative supervision measures taken by Shandong Securities Regulatory Bureau of CSRC with a warning letter.

In response to the above issue, the Company has taken the following rectification measures: First, the Company has pursued accountability of relevant entities. Second, the Company has conducted self-inspection of special cases, comprehensively investigated potential risks in the area under the jurisdiction of Shandong branch, and strictly implemented the closed-loop rectification. Thirdly, the Company has consolidated personnel training and hold project examinations. Fourthly, the Company has strengthened risk management and improved customer communication and service.

### **3. Zhou Zhaohui, a supervisor of the Company and secretary to the board of directors of Shenzhen Energy Group Co., Ltd., was subject to administrative supervision measures taken by Shenzhen Securities Regulatory Bureau of the CSRC with a warning letter**

In February 2024, Zhou Zhaohui, a supervisor of the Company and secretary to the board of directors of Shenzhen Energy Group Co., Ltd., received a document entitled *Decision by Shenzhen Securities Regulatory Bureau on the Issuance of a Warning Letter to Shenzhen Energy Group Co., Ltd., Zhou Zhaohui and Zhang Shunwen ([2024] No. 36)* (《深圳證監局關於對深圳能源集團股份有限公司、周朝暉、章順文採取出具警示函措施的決定》([2024]36號)) issued by Shenzhen Securities Regulatory Bureau of the CSRC. Shenzhen Energy Group Co., Ltd. and its independent director, Zhang Shunwen, violated the Administrative Measures for Information Disclosure of Listed Companies in the process of making *The Statement of Nominee for Independent Director* and *The Statement of Candidate for Independent Director*. As the secretary to the board of directors of Shenzhen Energy Group Co., Ltd, Zhou Zhaohui was primarily responsible for the violations, and was thus subject to administrative supervision measures taken by Shenzhen Securities Regulatory Bureau of the CSRC with a warning letter.

To the best of the Directors' knowledge, information and belief having made all reasonable enquiries, the above matters are not related to the Group and there are no other matters relating to Zhou Zhaohui's role as a supervisor of the Company that need to be brought to the attention of the Shareholders of the Company.

## Section VI Significant Events

### 4. Ding Wei, an independent non-executive director of the Company and former senior management member of China International Capital Corporation Limited, was subject to administrative supervision measures taken by Beijing Securities Regulatory Bureau of the CSRC with a warning letter

In April 2024, Ding Wei, an independent non-executive Director of the Company and a former senior management member of China International Capital Corporation Limited, received a document entitled Decision on taking Administrative Supervision Measures for Issuing a Warning Letter against Ding Wei ([2024] No. 96) (《關於對丁瑋採取出具警示函行政監管措施的決定》([2024]96 號)) issued by Beijing Securities Regulatory Bureau of the CSRC. Due to the inadequate management of the business and investment activities of its subsidiaries by China International Capital Corporation Limited, which reflected that China International Capital Corporation Limited failed to effectively implement compliance management and violated article 3 under the Measures for the Compliance Management of Securities Companies and Securities Investment Fund Management Companies (Revised in 2020) (《證券公司和證券投資基金管理公司合規管理辦法(2020年修訂)》), Ding Wei, as the then senior management member in charge of the above-mentioned businesses, was responsible for the violations, and was thus subject to administrative supervision measures taken by Beijing Securities Regulatory Bureau of the CSRC with a warning letter.

To the best of the Directors' knowledge, information and belief having made all reasonable enquiries, the above matters are not related to the Group and there are no other matters relating to Ding Wei's role as a Director of the Company that need to be brought to the attention of the Shareholders of the Company.

Note: The controlling shareholder and the de facto controller mentioned above are as defined under the SSE Listing Rules.

## IX. THE CREDIT STATUS OF THE COMPANY, ITS CONTROLLING SHAREHOLDERS AND DE FACTO CONTROLLER<sup>Note</sup> DURING THE REPORTING PERIOD

Applicable  Not applicable

During the Reporting Period, there was no failure to implement the effective judgment of a court or failure to meet the repayment schedules of a debt with a relatively large amount by the Company, Shanghai SA (controlling shareholder of the Company) or International Group (de facto controller of the Company).

Note: The controlling shareholder and the de facto controller used here have the meanings ascribed to them under the SSE Listing Rules.

## Section VI Significant Events

### X. MATERIAL RELATED PARTY TRANSACTIONS

#### (I) Related party transactions relating to day-to-day operations

**1. Matters disclosed in ad hoc announcements without subsequent progress or change**

Applicable  Not applicable

**2. Matters disclosed in ad hoc announcements with subsequent progress or changes**

Applicable  Not applicable

**3. Matters not disclosed in ad hoc announcements**

Applicable  Not applicable

**4. Day-to-day related party transactions**

The Company conducts related party transactions in strict compliance with the SSE Listing Rules, the Policy on Information Disclosure Management and the Policy on Management of Related Party Transactions. Related party transactions are conducted based on the principles of equity, openness and fairness, and the related party transaction agreements are entered into at market prices based on the principles of equality, voluntariness, equivalence and compensation.

During the Reporting Period, the Company's day-to-day related party transactions were implemented according to the Resolution on the Potential Related Party Transactions Contemplated in the Ordinary Course of Business of the Company in 2024, which was considered and approved at the 2023 Annual General Meeting of the Company.

The disclosure of related party transactions set forth in this section is based on the SSE Listing Rules and may differ from the amount of related party transactions in the notes to the financial statements (prepared according to the Accounting Standards for Business Enterprise).

## Section VI Significant Events

### 1) Major related party transactions relating to day-to-day operation

#### ① Fee and commission income from related parties

Unit: yuan Currency: RMB

Names of related parties	Contents of related party transactions	Amount for the current period	Amount for the last period
Shanghai Rural Commercial Bank	Entrusted asset management business	-	3,989,358

#### ② Interest received from related parties

Unit: yuan Currency: RMB

Names of related parties	Contents of related party transactions	Amount for the current period	Amount for the last period
SPD Bank	Interest income from deposits in financial institutions, reverse repo and bonds	120,768,294	101,584,161

#### ③ Interest paid to related parties

Unit: yuan Currency: RMB

Names of related parties	Contents of related party transactions	Amount for the current period	Amount for the last period
Shanghai Rural Commercial Bank	Interest expense of gold leasing, financial assets sold under repurchase agreements and placements from other financial institutions	5,881,486	8,419,149
SPD Bank	Interest expense of placements from other financial institutions, borrowings and financial assets sold under repurchase agreements	37,800,427	58,339,705

## Section VI Significant Events

### ④ Operation and management fees paid to related parties

Unit: yuan Currency: RMB

Names of related parties	Contents of related party transactions	Amount for the current period	Amount for the last period
SPD Bank	Service fees for sales of products	9,623,786	14,119,764
Shanghai Rural Commercial Bank	Service fees for sales of products	4,118,040	10,685,621

### 2) Balances with related parties

#### ① Balances of deposits with related parties

Unit: yuan Currency: RMB

Names of related parties	Balances at the end of the period	Balances at the beginning of the period
SPD Bank	7,895,640,804	7,875,833,721

#### ② Balances of financial assets held under resale agreements

Unit: yuan Currency: RMB

Names of related parties	Balances at the end of the period	Balances at the beginning of the period
SPD Bank	-	47,653,063



## Section VI Significant Events

③ *Balances of the bonds issued by related parties held by the Company*

*Unit: yuan Currency: RMB*

Names of related parties	Balances at the end of the period	Balances at the beginning of the period
SPD Bank	2,022,166,363	1,688,120,667
Shanghai Securities	30,948,181	105,923,178
Great Wall Securities Co., Ltd.	94,813,845	313,235,325

④ *Balances of financial assets sold under repurchase agreements*

*Unit: yuan Currency: RMB*

Names of related parties	Balances at the end of the period	Balances at the beginning of the period
SPD Bank	100,020,548	-
Shanghai Rural Commercial Bank	-	472,074,621

⑤ *Balances of placements from other financial institutions and borrowings*

*Unit: yuan Currency: RMB*

Names of related parties	Balances at the end of the period	Balances at the beginning of the period
SPD Bank	1,939,309,492	2,854,908,864

## Section VI Significant Events

### ⑥ Balance of derivative transactions with related parties

Unit: yuan Currency: RMB

Names of related parties	Balances at the end of the period	Balances at the beginning of the period
<b>Derivative financial assets</b>		
SPD Bank	6,368,143	217,157,091
<b>Derivative financial liabilities</b>		
SPD Bank	36,275,175	20,590,143

### (II) Related party transactions relating to asset or equity interest acquisition or disposal

#### 1. Matters disclosed in ad hoc announcements without subsequent progress or change

Applicable  Not applicable

#### 2. Matters disclosed in ad hoc announcements with subsequent progress or changes

Applicable  Not applicable

#### 3. Matters not disclosed in ad hoc announcements

Applicable  Not applicable

#### 4. If performance covenant is involved, the fulfilment of the business performance undertaking during the Reporting Period shall be disclosed

Applicable  Not applicable

### (III) Significant related party transactions relating to joint external investments

#### 1. Matters disclosed in ad hoc announcements without subsequent progress or change

Applicable  Not applicable

#### 2. Matters disclosed in ad hoc announcements with subsequent progress or changes

Applicable  Not applicable

#### 3. Matters not disclosed in ad hoc announcements

Applicable  Not applicable

## Section VI Significant Events

### (IV) Debts due to/from related parties

**1. Matters disclosed in ad hoc announcements without subsequent progress or change**

Applicable  Not applicable

**2. Matters disclosed in ad hoc announcements with subsequent progress or changes**

Applicable  Not applicable

**3. Matters not disclosed in ad hoc announcements**

Applicable  Not applicable

### (V) Financial businesses between the Company and its related financial company and between its holding financial company and its related parties

Applicable  Not applicable

### (VI) Other significant related party transactions

Applicable  Not applicable

### (VII) Miscellaneous

Applicable  Not applicable

## XI. MATERIAL CONTRACTS AND THE PERFORMANCE THEREOF

### 1 Custody, contracting and leasing

Applicable  Not applicable

## Section VI Significant Events

### 2 Material guarantees performed and unfulfilled during the Reporting Period

Applicable  Not applicable

Unit: yuan Currency: RMB

#### External guarantees by the Company (excluding guarantees for subsidiaries)

Total amount of the guarantees during the Reporting Period (excluding guarantees for subsidiaries)	–
Total balance of guarantees at the end of the Reporting Period (A) (excluding guarantees for subsidiaries)	–

#### Guarantees of the Company for subsidiaries

Total amount of the guarantees for subsidiaries during the Reporting Period	3,991,158,000
Total balance of guarantees for subsidiaries at the end of the Reporting Period (B)	13,894,892,890

#### Total amount of guarantees of the Company (including guarantees for subsidiaries)

Total amount of guarantees (A+B)	13,894,892,890
Total amount of guarantees as a percentage of the Company's net assets attributable to the parent (%)	8.27
Including:	
The amount of guarantees offered to the Shareholders, de facto controller and their related parties (C)	–
The amount of debt guarantees directly or indirectly offered to the guaranteed with a gearing ratio of over 70% (D)	13,894,892,890
The amount of guarantees in excess of 50% of net assets (E)	–
The sum of the three items above (C+D+E)	13,894,892,890
Remark on the joint settlement responsibilities in relation to premature guarantees	The principal, interest and other related expenses of the bonds

## Section VI Significant Events

Remark on the guarantees

On 21 April 2021, Guotai Junan Holdings Limited, a subsidiary of the Company, issued the USD500 million medium-term bonds with a term of 5 years and an interest rate of 2%. The Company (as the guarantor) entered into a guarantee agreement with Bank of New York Mellon (as trustee), to provide unconditional and irrevocable guarantee for the payment obligation under the aforesaid bonds of Guotai Junan Holdings Limited.

On 24 November 2021, Guotai Junan Holdings Limited, a subsidiary of the Company, issued the USD300 million medium-term bonds with a term of 3 years and an interest rate of 1.60%. The Company (as the guarantor) entered into a guarantee agreement, to provide unconditional and irrevocable joint and several liability guarantee for the payment obligation under the aforesaid notes of Guotai Junan Holdings Limited.

On 10 March 2023, Guotai Junan Holdings Limited, a subsidiary of the Company, issued the RMB500 million medium-term bonds with a term of 3 years and an interest rate of 3.35%. The Company (as the guarantor) entered into a guarantee agreement with Bank of New York Mellon (as trustee), to provide unconditional and irrevocable guarantee for the payment obligation under the aforesaid bonds of Guotai Junan Holdings Limited.

On 23 March 2023, Guotai Junan Holdings Limited, a subsidiary of the Company, issued the RMB935 million medium-term bonds with a term of 3 years and an interest rate of 3.35%. The Company (as the guarantor) entered into a guarantee agreement with Bank of New York Mellon (as trustee), to provide unconditional and irrevocable guarantee for the payment obligation under the aforesaid bonds of Guotai Junan Holdings Limited.

## Section VI Significant Events

On 24 March 2023, Guotai Junan Holdings Limited, a subsidiary of the Company, issued the RMB500 million medium-term bonds with a term of 3 years and an interest rate of 3.35%. The Company (as the guarantor) entered into a guarantee agreement with Bank of New York Mellon (as trustee), to provide unconditional and irrevocable guarantee for the payment obligation under the aforesaid bonds of Guotai Junan Holdings Limited.

On 22 November 2023, Guotai Junan Holdings Limited, a subsidiary of the Company, issued the RMB520 million medium-term bonds with a term of 3 years and an interest rate of 3.35%. The Company (as the guarantor) entered into a guarantee agreement with Bank of New York Mellon (as trustee), to provide unconditional and irrevocable guarantee for the payment obligation under the aforesaid bonds of Guotai Junan Holdings Limited.

On 27 December 2023, Guotai Junan Holdings Limited, a subsidiary of the Company, issued the RMB500 million medium-term bonds with a term of 3 years and an interest rate of 3.35%. The Company (as the guarantor) entered into a guarantee agreement with Bank of New York Mellon (as trustee), to provide unconditional and irrevocable guarantee for the payment obligation under the aforesaid bonds of Guotai Junan Holdings Limited.

On 28 December 2023, Guotai Junan Holdings Limited, a subsidiary of the Company, issued the RMB700 million medium-term bonds with a term of 3 years and an interest rate of 3.35%. The Company (as the guarantor) entered into a guarantee agreement with Bank of New York Mellon (as trustee), to provide unconditional and irrevocable guarantee for the payment obligation under the aforesaid bonds of Guotai Junan Holdings Limited.

## Section VI Significant Events

On 29 January 2024, Guotai Junan Holdings Limited, a subsidiary of the Company, issued the US\$35 million medium-term bonds with a term of 3 years and a floating interest rate. The Company (as the guarantor) entered into a guarantee agreement with Bank of New York Mellon (as trustee), to provide unconditional and irrevocable guarantee for the payment obligation under the aforesaid bonds of Guotai Junan Holdings Limited.

On 30 January 2024, Guotai Junan Holdings Limited, a subsidiary of the Company, issued the RMB300 million medium-term bonds with a term of 3 years and an interest rate of 3.25%. The Company (as the guarantor) entered into a guarantee agreement with Bank of New York Mellon (as trustee), to provide unconditional and irrevocable guarantee for the payment obligation under the aforesaid bonds of Guotai Junan Holdings Limited.

On 8 February 2024, Guotai Junan Holdings Limited, a subsidiary of the Company, issued the RMB500 million medium-term bonds with a term of 3 years and an interest rate of 3.25%. The Company (as the guarantor) entered into a guarantee agreement with Bank of New York Mellon (as trustee), to provide unconditional and irrevocable guarantee for the payment obligation under the aforesaid bonds of Guotai Junan Holdings Limited.

On 26 June 2024, Guotai Junan Holdings Limited, a subsidiary of the Company, issued the US\$400 million medium-term bonds with a term of 3 years and a floating interest rate. The Company (as the guarantor) entered into a guarantee agreement with Bank of New York Mellon (as trustee), to provide unconditional and irrevocable guarantee for the payment obligation under the aforesaid bonds of Guotai Junan Holdings Limited.

## Section VI Significant Events

Note: During the Reporting Period, Guotai Junan Financial Holdings and Guotai Junan International, both being an overseas subsidiary of the Company, provided guarantees for their respective wholly-owned subsidiaries in accordance with the transaction practices in international markets, mainly including:

- I. By virtue of normal business needs, Guotai Junan Financial Holdings and Guotai Junan International provided the structured notes and guarantees in respect of a number of agreements entered into between its wholly-owned subsidiaries and their respective counterparties, including the Framework Agreements for International Swaps and Derivatives Association (ISDA), the Global Master Repurchase Agreement (GMRA), the Gold Loan Agreement and the Global Master Securities Lending Agreement (GMSLA), some of which are unlimited guarantees. The abovementioned unlimited guarantees have been issued in accordance with normal practices in the international banking industry and capital market for business development. The risk is different from debt financing guarantee, and the company strictly controlled the exposure limit. Since both Guotai Junan Financial Holdings and Guotai Junan International are companies with limited liabilities, the absolute maximum exposure of these guarantees in aggregate would alternatively be limited to the respective net asset value of Guotai Junan Financial Holdings and Guotai Junan International.
- II. Guotai Junan International provided the debt financing guarantees in respect of the bank loans of its wholly-owned subsidiaries in accordance with the Listing Rules of the Hong Kong Stock Exchange. The guarantee limits are HK\$4.95 billion and RMB55 million, respectively. As at the end of the Reporting Period, the guarantee balance of the loans actually drawn was equivalent to RMB0 (unsecured bank loan balance).

### 3 Other material contracts

Applicable  Not applicable

## XII. EXPLANATION ON PROGRESS OF USE OF THE PROCEEDS

Applicable  Not applicable

## XIII. OTHER SIGNIFICANT EVENTS

Applicable  Not applicable

### 1. Participate in the establishment of Shanghai Guotou Leading Integrated Circuit Private Equity Investment Fund Partnership (Limited Partnership) (Integrated Circuit FOF) and Shanghai Guotou Leading Artificial Intelligence Private Equity Investment Fund Partnership (Limited Partnership) (Artificial Intelligence FOF) among the Three Leading Industry FOFs of Shanghai

On 5 July 2024, the 26th extraordinary meeting of the sixth session of the board of directors of the Company approved Guotai Junan Zhengyu to invest no more than RMB500 million and RMB250 million with the International Group and other third parties, respectively, to jointly invest in the Integrated Circuit FOF and Artificial Intelligence FOF of the Three Leading Industry FOFs of Shanghai. On 12 July 2024, Guotai Junan Zhengyu and International Group and other investors signed the capital contribution agreements of Integrated Circuit FOF and Artificial Intelligence FOF.



## Section VI Significant Events

As International Group is directly and indirectly interested in an aggregate of 33.36% of the issued share capital of the Company, it is a substantial shareholder of the Company and therefore a connected person of the Company. Therefore, Guotai Junan Zhengyu's participation in the establishment of the Integrated Circuit FOF and Artificial Intelligence FOF of the Three Leading Industry FOFs of Shanghai constitute connected transactions of the Company.

The above joint external investment transactions constitute connected transactions of the Company (as defined in Chapter 14A of the Hong Kong Listing Rules). The disclosure in respect of these connected transactions by the Company has complied with the disclosure requirements under Chapter 14A of the Hong Kong Listing Rules.

### 2. Changes in qualifications for each individual business during the Reporting Period

During the Reporting Period, Hong Kong Subsidiaries obtained the “Qualification of Financial Adviser Exemption-Investment Products-Collective Investment Scheme” issued by the Monetary Authority of Singapore. Please refer to “Business Qualifications for Each Individual Business of the Company” in “Section II Company Profile and Key Financial Indicators” of this report for details.

### 3. Issuance and payment of bonds

#### (1) Payment of bonds by the Company

In July 2021, the Company issued the corporate bonds “2021 Corporate Bonds (Fourth Tranche) (Type I)” of RMB1.9 billion, with a term of 3 years. In July 2024, the bonds matured and the Company repaid all the bonds.

In August 2021, the Company issued the corporate bonds “2021 Corporate Bonds (Fifth Tranche) (Type I)” of RMB2.8 billion, with a term of 3 years. In August 2024, the bonds matured and the Company repaid all the bonds.

#### (2) Issuance of MTN by Guotai Junan International

In the first half of 2024, Guotai Junan International issued MTN denominated in various currencies with a total amount of HK\$171 million, US\$784 million and RMB2,493 million, with terms ranging from six months to one year.

#### (3) Issuance of MTN by Guotai Junan Holdings Limited

In the first half of 2024, Guotai Junan Holdings Limited, a wholly-owned subsidiary of the Company, completed the issuance of four three-year MTN under the medium-term note program, with a total amount of US\$435 million and RMB800 million in various currencies. The medium-term note program was backed by an unconditional and irrevocable joint and several guarantee from the Company.

## Section VI Significant Events

### 4. Changes of business outlets

During the Reporting Period, the Group newly established two securities branches and eight futures branch offices, completed the relocation of one securities branch office and 10 securities branches, and deregistered one securities branch in the PRC.

As of 30 June 2024, the Company had 37 securities branch offices and 345 securities branches, and Guotai Junan Futures had 25 futures branch offices in the PRC.

	Newly-established branch offices	Relocated branch offices	Newly-established securities/futures branches	Relocated securities/futures branches	Deregistered securities/futures branches
The Company	–	1	2	10	1
Guotai Junan Futures <sup>note</sup>	8	–	–	–	–

Note: Guotai Junan Futures had eight futures branch offices which were upgraded from branches.

Details of changes of business outlets of the Company:

#### (1) Newly-established branches

No.	Name of newly-established branch	Location of newly-established branch	Date of issuing permit
1	Suqian Qinghai Lake Road Securities Business Department	West of No. 102, East Office, Junlin International Plaza, No. 49 Qinghaihu Road, Suqian Economic Development Zone, Jiangsu Province	7 March 2024
2	Shanghai Jiajie Road Securities Business Department	Room 302, Building 2, Lane 99, Jiajie Road, Zhaoxiang Town, Qingpu District, Shanghai	22 May 2024

## Section VI Significant Events

### (2) Relocated branches

No.	Name of branch before relocation	Name of branch after relocation	Location of branch after relocation
1	Shaanxi Branch Office	Shaanxi Branch Office	Room 15301, Room 15303, Room 15304, Room 15305, Room 15306, 53/F, Block B, Greenland Center, No. 11 Jinye Road, High-tech Zone, Xi'an, Shaanxi Province
2	Lvliang Changzhi Road Securities Business Department	Lvliang Wenfeng Road Securities Business Department	1st and 2nd of Unit 9 and 2nd Floor of Unit 10, Building 2, Wenfeng Garden, East of Beichuanhe East Road and North of Wenfeng Road, Fengshan Sub-district, Lishi District, Lvliang City, Shanxi Province
3	Changde Renmin Road Securities Business Department	Changde Furong Road Securities Business Department	Room 101 and Room 201, Building SC-2, Tianyuan Rongguo Xinfu, Furong Road, Xianyuan Community, Changgeng Sub-district, Wuling District, Changde City, Hunan Province
4	Horgos Kaiyuan Road Securities Business Department	Horgos Shenzhou Road Securities Business Department	Room 107, Building B, North Community Neighborhood Center, No. 8 Shenzhou Road, Horgos City, Ili Kazakh Autonomous Prefecture, Xinjiang
5	Xining Shengli Road Securities Business Department	Xining Shengli Road Securities Business Department	Shop 2, 3 and 4, Floor 1, Building 3, Sapphire Hotel, No. 21 Shengli Road, Chengxi District, Xining, Qinghai Province
6	Suzhou Shishan Road Securities Business Department	Suzhou Shishan Road Securities Business Department	Room 1908, 1909, 1910 and 1911, 19th Floor, Longhu Center, Building 13, Shishan Tianjie Life Plaza, High-tech Zone, Suzhou, Jiangsu Province
7	Lanzhou Donggang West Road Securities Business Department	Lanzhou Qingyang Road Securities Business Department	Southeast of 24th Floor, Tower B, Hongyun Jinmao, No. 2 Qingyang Road, Guangwumen Sub-district, Chengguan District, Lanzhou City, Gansu Province

## Section VI Significant Events

No.	Name of branch before relocation	Name of branch after relocation	Location of branch after relocation
8	Deqing Wuyuan Street Securities Business Department	Deqing Yunxiu South Road Securities Business Department	Shop 05 & 05-1, 1st Floor, Information Technology Building, No. 650 Yunxiu South Road, Wuyang Sub-district, Deqing County, Huzhou City, Zhejiang Province
9	Chengde Xidajie Securities Business Department	Chengde Shiji Middle Road Securities Business Department	Shop 111 & 112, Building A4, West Zone of Fudi huayuan, Laojuzhai Community, Qiaodong Sub-district, Shuangqiao District, Chengde City, Hebei Province
10	Hechi Jincheng Middle Road Securities Business Department	Hechi Baiwang Road Securities Business Department	Shop 201, Complex Building, Zone B, Phase I, Hechi Macau International City, No. 10 Baiwang Road, Jinchengjiang District, Hechi City
11	Yinchuan Jiefang West Street Securities Business Department	Yinchuan Fenghuang North Street Securities Business Department	Room 2907, 2908, 2909, 29th Floor, Xinhua Insurance Building, No. 309 Fenghuang North Street, Xingqing District, Yinchuan, Ningxia

### (3) Deregistered branches

No.	Name of branch
1	Gejiu Jinhu West Road Securities Business Department

### *Details of changes of business outlets of Guotai Junan Futures:*

#### *(1) Newly-established branches*

No.	Name of newly-established branch	Location of newly-established branch	Date of issuing permit
1	Beijing Chaoyang Branch Office	Room 1501 and 1502, 15th Floor, Building 22, No. 5, A Zone of Shuguangxili, Chaoyang District, Beijing	15 March 2024

## Section VI Significant Events

<b>No.</b>	<b>Name of newly-established branch</b>	<b>Location of newly-established branch</b>	<b>Date of issuing permit</b>
2	Hangzhou Branch Office	Room 2701-6, Room 2701-7, Building 3, Haiwei Business Center, Xixing Sub-district, Binjiang District, Hangzhou, Zhejiang Province	18 March 2024
3	Shenzhen Futian Branch Office	Room 1502, 1503 and 1504, 15th Floor, New World Business Center, No. 6009, Yitian Road, Fuxin Community, Lianhua Sub-district, Futian District, Shenzhen	25 March 2024
4	Shanghai Changning Branch Office	Room 06, 9th Floor, No. 1133, Changning Road, Changning District, Shanghai	10 April 2024
5	Shanghai Yangpu Branch Office	Room 2606 and 2607, Tower T2, No. 398, Huoshan Road, Yangpu District, Shanghai	24 April 2024
6	Shanghai Huangpu Branch Office	Room 03 and 04, 14th Floor, No. 58, Yan'an East Road, Huangpu District, Shanghai	24 April 2024
7	Shanghai Lujiazui Branch Office	Room 06, 27th Floor (actually 24th Floor), No. 88, Yincheng Road, China (Shanghai) Pilot Free Trade Zone	29 April 2024
8	Shanghai Century Avenue Branch Office	Room 1002B and 1003, No. 1501, Century Avenue, China (Shanghai) Pilot Free Trade Zone	10 May 2024

## Section VII Changes in Shares and Particulars of Shareholders

### I. CHANGES IN SHARE CAPITAL

#### (I) Table of Changes in Shares

##### 1. Table of changes in Shares

Unit: share

	Before change		Change (+/-)					After change	
	Number	Percentage	Issue of new shares	Bonus issue	Capitalization		Sub-total	Number	Percentage
		(%)			of surplus reserve	Others			(%)
<b>I. Shares subject to selling restrictions</b>	60,165,060	0.68	-	-	-	-28,584,476	-28,584,476	31,580,584	0.35
1. Other domestic shareholdings	60,165,060	0.68	-	-	-	-28,584,476	-28,584,476	31,580,584	0.35
Shareholdings of domestic natural person	60,165,060	0.68	-	-	-	-28,584,476	-28,584,476	31,580,584	0.35
<b>II. Tradable shares not subject to selling restrictions</b>	8,844,445,756	99.32	-	-	-	+27,704,280	+27,704,280	8,872,150,036	99.65
1. RMB-denominated ordinary shares	7,452,618,576	83.69	-	-	-	+27,704,280	+27,704,280	7,480,322,856	84.02
2. Overseas listed foreign invested Shares	1,391,827,180	15.63	-	-	-	-	-	1,391,827,180	15.63
<b>III. Total number of ordinary shares</b>	8,904,610,816	100.00	-	-	-	-880,196	-880,196	8,903,730,620	100.00

Note: Due to the expiration of the second lock-up period for the First Grant and the first lock-up period for the Reserved Grant under the Company's Restricted Share Incentive Scheme of A Shares, selling restrictions in respect of a total of 27,704,280 Shares subject to selling restrictions were unlocked and such Shares were tradable on 5 February 2024. In addition, since 12 Incentive Participants have terminated their labor contracts or not fully met the performance appraisals, the Company repurchased and cancelled all or part of the Restricted A Shares granted to such Incentive Participants, totalling 880,196 shares, on 27 May 2024.

##### 2. Changes in Shares

Applicable     Not applicable

During the Reporting Period, 880,196 Restricted A Shares were repurchased and cancelled. The total share capital of the Company changed to 8,903,730,620 Shares, comprising 7,511,903,440 A Shares and 1,391,827,180 H Shares.

## Section VII Changes in Shares and Particulars of Shareholders

In the first half of 2024, the basic earnings per share of the Group was RMB0.52, and the diluted earnings per share was RMB0.52 and the net asset per share attributable to equity holders of the Company at the end of June 2024 (including the perpetual bonds issued by the Company) was RMB18.88 (31 December 2023:RMB18.75). After deducting the effect of such perpetual bonds, the net asset per share attributable to equity holders of the Company at the end of June 2024 was RMB16.64 (31 December 2023:RMB16.51).

### 3. Impact of changes in shares on earnings per share, net asset value per share or other financial indicators subsequent to the end of the Reporting Period and up to the publication date of the interim report (if any)

Applicable  Not applicable

### 4. Other information considered necessary by the Company or required by the securities regulators to be disclosed

Applicable  Not applicable

## (II) Changes in Shares Subject to Selling Restrictions

Applicable  Not applicable

*Unit: share*

Name of shareholders	Number of Shares subject to selling restrictions as at the beginning of the period		Increase in number of Shares subject to selling restrictions for the Reporting Period	Number of Shares subject to selling restrictions at the end of the Reporting Period <sup>Note 1</sup>		Reasons	Unlocking date
	Number of Shares for unlocking	Number of Shares for the Reporting Period		Number of Shares subject to selling restrictions	Number of Shares subject to selling restrictions		
Incentive Participants of restricted A Shares	60,165,060	27,704,280	-	31,580,584	Restricted Share Incentive Scheme of A Shares	See note 2 for details	
<b>Total</b>	60,165,060	27,704,280	-	31,580,584	/	/	

Note 1: In May 2024, the Company repurchased and cancelled a total of 880,196 restricted A Shares that had been granted but not yet unlocked as some Incentive Participants have terminated their labor contracts or not fully met the performance appraisals.

Note 2: The lock-up periods of the restricted A Shares held by the Incentive Participants are 24 months, 36 months and 48 months, respectively, from the date of completing registration for the grant of the corresponding portions of shares.

## Section VII Changes in Shares and Particulars of Shareholders

### II. ISSUE AND LISTING OF SECURITIES

#### (I) Issue of securities during the Reporting Period

Unit: yuan Currency: RMB

Types of Shares and other derivative instruments	Date of issue	Issue price (or interest rate)	Issue amount	Listing date	Transaction	
					amount approved to be listed	Transaction termination date
<b>Bonds (including enterprise bonds, corporate bonds and debt financing instruments for non-financial businesses)</b>						
2024 First Tranche Short-term Financing Bills	January 2024	2.43%	2,000,000,000	January 2024	2,000,000,000	June 2024
2024 Second Tranche Short-term Financing Bills	May 2024	1.99%	3,000,000,000	May 2024	3,000,000,000	August 2024
2024 Corporate Bonds (First Tranche)	May 2024	2.30%	5,000,000,000	May 2024	5,000,000,000	May 2027
2024 Subordinated Bonds (First Tranche)	June 2024	2.28%	3,000,000,000	June 2024	3,000,000,000	August 2027
2024 Third Tranche Short-term Financing Bills	June 2024	1.93%	3,000,000,000	June 2024	3,000,000,000	December 2024

**Issue of securities during the Reporting Period (Please specify separately, if the bonds have different interest rates during the duration):**

Applicable  Not applicable

### III. PARTICULARS OF SHAREHOLDERS

#### (I) Total number of Shareholders<sup>Note:</sup>

Total number of holders of ordinary shares at the end of the Reporting Period	161,962
Total number of holders of preferred shares with voting rights restored at the end of the Reporting Period	–

Note: The total number of Shareholders includes the holders of ordinary A Shares and the registered holders of H Shares. As at the end of the Reporting Period, there were 161,796 holders of A Shares and 166 registered holders of H Shares.



## Section VII Changes in Shares and Particulars of Shareholders

### (II) Shareholdings of the top ten Shareholders and the top ten holders of tradable Shares (or shares not subject to selling restrictions) as at the end of the Reporting Period

Unit: share

Shareholdings of the top ten Shareholders (excluding shares lent under margin financing business)							
Names of Shareholders (full name)	Increase or decrease during the Reporting Period	Number of shares held as at the end of the period	Percentage (%)	Number of shares subject to selling restrictions held	Pledged, marked or frozen		Nature of Shareholders
					Status	Number	
Shanghai State-owned Assets Management Co., Ltd. <sup>Note 1</sup>	-	1,900,963,748	21.35	-	Not	-	State-owned legal person
HKSCC Nominees Limited <sup>Note 2</sup>	+12,250	1,391,608,370	15.63	-	Unknown	-	Overseas legal person
Shanghai International Group Co., Ltd. <sup>Note 3</sup>	-	682,215,791	7.66	-	Not	-	State-owned legal person
Shenzhen Investment Holdings Co., Ltd.	-	609,428,357	6.84	-	Not	-	State-owned legal person
China Securities Finance Corporation Limited	-	260,547,316	2.93	-	Not	-	Domestic non-state-owned legal person
Shanghai Municipal Investment (Group) Corporation	-	246,566,512	2.77	-	Not	-	State-owned legal person
Hong Kong Securities Clearing Company Limited <sup>Note 4</sup>	-20,428,712	196,665,898	2.21	-	Not	-	Overseas legal person
Shenzhen Energy Group Co., Ltd.	-	154,455,909	1.73	-	Not	-	Domestic non-state-owned legal person
China Construction Bank Corporation –Guotai CSI All Share Securities Company Trading Index Securities Investment Open-ended Fund	+4,474,957	101,660,660	1.14	-	Not	-	Others
Shanghai SITICO Assets Management Co., Ltd.	-	75,482,261	0.85	-	Not	-	State-owned legal person

## Section VII Changes in Shares and Particulars of Shareholders

### Details of the top ten holders of shares not subject to selling restrictions<sup>Note 5</sup> (excluding shares lent under margin financing business)

Names of Shareholders	Number of tradable shares not subject to selling restrictions held	Class and number of shares	
		Class	Number
Shanghai State-owned Assets Management Co., Ltd	1,900,963,748	RMB – denominated ordinary shares	1,900,963,748
HKSCC Nominees Limited	1,391,608,370	Overseas listed foreign-invested shares	1,391,608,370
Shanghai International Group Co., Ltd.	682,215,791	RMB – denominated ordinary shares	682,215,791
Shenzhen Investment Holdings Co., Ltd.	609,428,357	RMB – denominated ordinary shares	609,428,357
China Securities Finance Corporation Limited	260,547,316	RMB – denominated ordinary shares	260,547,316
Shanghai Municipal Investment (Group) Corporation	246,566,512	RMB – denominated ordinary shares	246,566,512
Hong Kong Securities Clearing Company Limited	196,665,898	RMB – denominated ordinary shares	196,665,898
Shenzhen Energy Group Co., Ltd.	154,455,909	RMB – denominated ordinary shares	154,455,909
China Construction Bank Corporation – Guotai CSI All Share Securities Company Trading Index Securities Investment Open-ended Fund	101,660,660	RMB – denominated ordinary shares	101,660,660
Shanghai SITICO Assets Management Co., Ltd.	75,482,261	RMB – denominated ordinary shares	75,482,261

## Section VII Changes in Shares and Particulars of Shareholders

### Details of the top ten holders of shares not subject to selling restrictions<sup>Note 5</sup> (excluding shares lent under margin financing business)

Names of Shareholders	Number of tradable shares not subject to selling restrictions held	Class and number of shares	
		Class	Number
Description on the special repurchase accounts under the top ten shareholders			Not applicable
Description on the voting rights entrusted by or to, or waived by the above shareholders	The Company is not aware of any such arrangements about shareholders		
Description on the relations or acting-in-concert arrangements among the shareholders above	Shanghai State-owned Assets Management Co., Ltd is a wholly owned subsidiary of Shanghai International Group Co., Ltd. Shanghai SITICO Assets Management Co., Ltd. is a controlled subsidiary of Shanghai International Group Co., Ltd. HKSCC Nominees Limited and Hong Kong Securities Clearing Company Limited are both wholly owned subsidiaries of The Stock Exchange of Hong Kong Limited, holding H Shares and A Shares of the Company for H Shares investors and Shanghai Connect investors. Save as disclosed herein, the Company is not aware of any other relations or acting-in-concert arrangements.		
Description on the holders of preferred shares with voting rights restored and their shareholdings			Not applicable
Note 1:	In the above table of top ten shareholders, the number of Shares held by Shanghai SA as at the end of the period merely represents the number of A Shares held by it. Another 152,000,000 H Shares were held by Shanghai SA through HKSCC Nominees Limited as the nominee.		
Note 2:	HKSCC Nominees Limited is a nominee holder of the Shares owned by the non-registered holders of the H Shares.		
Note 3:	In the above table of top ten shareholders, the number of Shares held by International Group as at the end of the period merely represents the number of A Shares held by it. Another 124,000,000 H Shares were held by International Group through HKSCC Nominees Limited as the nominee.		
Note 4:	Hong Kong Securities Clearing Company Limited is the nominee holder of Shanghai Connect investors holding A Shares of the Company.		
Note 5:	The Shares subject to selling restrictions and the Shareholders subject to selling restrictions as referred to herein are those as defined under the SSE Listing Rules.		

## Section VII Changes in Shares and Particulars of Shareholders

### Shares lent by shareholders holding more than 5% of the shares, the top ten shareholders and the top ten holders of tradable shares not subject to selling restrictions under margin financing business

Applicable  Not applicable

*Unit: share*

Names of Shareholders (full name)	Shares lent by shareholders holding more than 5% of the shares, the top ten shareholders and the top ten holders of tradable shares not subject to selling restrictions under margin financing business							
	Shareholders' shareholding through ordinary account or credit account at the beginning of the period		Shares lent and outstanding under margin financing business as at the beginning of the period		Shareholders' shareholding through ordinary account or credit account at the end of the period		Shares lent and outstanding under margin financing business as at the end of the period	
	Total amount	Percentage (%)	Total amount	Percentage (%)	Total amount	Percentage (%)	Total amount	Percentage (%)
China Construction Bank Corporation - Guotai CSI All Share Securities Company Trading Index Securities Investment Open-ended Fund	97,185,703	1.09	712,500	0.01	101,660,660	1.14	240,600	0.003

### Period-to-period change of top ten shareholders and the top ten holders of tradable shares not subject to selling restrictions due to lending/returning shares under margin financing

Applicable  Not applicable

## Section VII Changes in Shares and Particulars of Shareholders

### Number of shares held by top ten shareholders with selling restrictions and their selling restrictions

Applicable  Not applicable

Unit: share

No.	Names of shareholders holding shares subject to selling restrictions	Number of shares subject to selling restrictions held	Listing and trading of shares subject to selling restrictions		
			The date on which shares becoming tradable	Increase in the number of tradable shares	Selling restrictions
1	LI Junjie	401,790	See note for details	197,896	See note for details
2	WANG Song	245,480	See note for details	238,260	See note for details
3	JIANG Yiming	221,000	See note for details	214,500	See note for details
4	CHEN Yutao	221,000	See note for details	214,500	See note for details
5	XIE Lebin	202,300	See note for details	196,350	See note for details
6	LUO Dongyuan	202,300	See note for details	196,350	See note for details
7	JIANG Wei	202,300	See note for details	196,350	See note for details
8	YU Jian	202,300	See note for details	196,350	See note for details
9	ZHANG Zhihong	202,300	See note for details	196,350	See note for details
10	ZHANG Zhiming	202,300	See note for details	196,350	See note for details
11	ZHAO Hong	202,300	See note for details	196,350	See note for details
12	YU Feng	202,300	See note for details	196,350	See note for details
Description on the relations or acting-in-concert arrangements among the Shareholders above		The Company is not aware of any other relations or acting-in-concert arrangements			

Note: The above Shares subject to selling restrictions represent the Shares granted by the Company to the Incentive Participants due to the implementation of the Restricted Share Incentive Scheme of A Shares. Details on the listing and trading of the shares subject to selling restrictions and such selling restrictions are available in the relevant announcements issued by the Company on 12 August 2020, 30 September 2021, 15 December 2022 and 30 January 2024.

### (III) Strategic investors or general legal persons becoming the top ten Shareholders by placing of new Shares

Applicable  Not applicable

## Section VII Changes in Shares and Particulars of Shareholders

### IV. DIRECTORS, SUPERVISORS AND SENIOR MANAGEMENT

#### (I) Changes in the shareholdings of the current Directors, Supervisors and senior management of the Company and those who resigned during the Reporting Period

Applicable  Not applicable

#### (II) Share awards granted to the Directors, Supervisors and senior management of the Company during the Reporting Period

Applicable  Not applicable

#### (III) Other Information

Applicable  Not applicable

### V. CHANGES IN CONTROLLING SHAREHOLDERS OR DE FACTO CONTROLLERS

Applicable  Not applicable

### VI. INTERESTS AND SHORT POSITIONS OF SUBSTANTIAL SHAREHOLDERS AND OTHER PERSONS IN SHARES AND UNDERLYING SHARES

As of 30 June 2024, to the best knowledge of the Company, the following persons have interests or short positions in the shares or underlying shares of the Company which are required to be disclosed to the Company and the Hong Kong Stock Exchange pursuant to Divisions 2 and 3 of Part XV of the SFO, or are required to be recorded, in the register that is required to be kept by the Company under Section 336 of the SFO or own directly or indirectly 5% or more of the nominal value of any class of the share capital of the Company:

Substantial Shareholders	Nature of Interest	Class	Number <sup>Note 1/</sup> Nature of Shares Directly or Indirectly Held	Approximate Percentage of Shareholding in the Relevant Class of Shares (%)	Approximate Percentage of Shareholding in the Total Issued Share Capital (%)
Shanghai International Group Co., Ltd.	Beneficial owner	A Shares	682,215,791/Long positions	9.08	7.66
	Beneficial owner	H Shares	124,000,000/Long positions	8.91	1.39
	Interest held by controlled corporations	A Shares	2,012,109,666/Long positions <sup>Note 2</sup>	26.79	22.60
	Interest held by controlled corporations	H Shares	152,000,000/Long positions <sup>Note 3</sup>	10.92	1.71

## Section VII Changes in Shares and Particulars of Shareholders

Substantial Shareholders	Nature of Interest	Class	Number <sup>Note 1</sup> / Nature of Shares Directly or Indirectly Held	Approximate Percentage of Shareholding in the Relevant Class of Shares (%)	Approximate Percentage of Shareholding in the Total Issued Share Capital (%)
Shanghai State-owned Assets Management Co., Ltd	Beneficial owner	A Shares	1,900,963,748/Long positions	25.31	21.35
	Beneficial owner	H Shares	152,000,000/Long positions	10.92	1.71
Shenzhen Investment Holdings Co., Ltd.	Beneficial owner	A Shares	609,428,357/Long positions	8.11	6.84
	Interest held by controlled corporations	H Shares	103,373,800/Long positions <sup>Note 4</sup>	7.43	1.16
SIHC Hong Kong Investment Holdings Limited (深圳投控香港投資控股有限公司)	Beneficial owner	H Shares	103,373,800/Long positions	7.43	1.16
New China Asset Management (Hong Kong) Limited	Beneficial owner	H Shares	258,388,000/Long positions	18.56	2.90
New China Asset Management Company Limited	Interest held by controlled corporations	H Shares	258,388,000/Long positions <sup>Note 5</sup>	18.56	2.90
New China Life Insurance Company Ltd.	Interest held by controlled corporations	H Shares	258,388,000/Long positions <sup>Note 5</sup>	18.56	2.90
Diamond Acquisition Co SARL	Beneficial owner	H Shares	166,933,000/Long positions <sup>Note 6</sup>	11.99	1.87
A9 USD (Feeder) L.P.	Interest held by controlled corporations	H Shares	166,933,000/Long positions <sup>Note 6</sup>	11.99	1.87
Apax Guernsey (Holdco) PCC Limited	Interest held by controlled corporations	H Shares	166,933,000/Long positions <sup>Note 6</sup>	11.99	1.87
Apax IX GP Co. Limited	Interest held by controlled corporations	H Shares	166,933,000/Long positions <sup>Note 6</sup>	11.99	1.87
Apax IX USD GP L.P. Inc.	Interest held by controlled corporations	H Shares	166,933,000/Long positions <sup>Note 6</sup>	11.99	1.87
Apax IX USD L.P.	Interest held by controlled corporations	H Shares	166,933,000/Long positions <sup>Note 6</sup>	11.99	1.87
Diamond Holding SARL	Interest held by controlled corporations	H Shares	166,933,000/Long positions <sup>Note 6</sup>	11.99	1.87

## Section VII Changes in Shares and Particulars of Shareholders

Substantial Shareholders	Nature of Interest	Class	Number <sup>Note 1/</sup> Nature of Shares Directly or Indirectly Held	Approximate	Approximate
				Percentage of Shareholding in the Relevant Class of Shares (%)	Percentage of Shareholding in the Total Issued Share Capital (%)
Ward Jacqueline Mary Le Maitre	Trustee of a trust	H Shares	166,933,000/Long positions <sup>Note 6</sup>	11.99	1.87
Guille Andrew William	Trustee of a trust	H Shares	166,933,000/Long positions <sup>Note 6</sup>	11.99	1.87
Newton Industrial Limited	Beneficial owner	H Shares	100,000,000/Long positions	7.18	1.12
Shenzhen Energy Group Co., Ltd.	Interest held by controlled corporations	H Shares	100,000,000/Long positions <sup>Note 7</sup>	7.18	1.12
Shanghai Ningquan Asset Management Co., Ltd.	Beneficial owner	H Shares	97,702,600/Long positions	7.02	1.10

Note 1: Pursuant to Section 336 of the SFO, Shareholders shall submit forms to disclose their interests when certain conditions are met. As Shareholders are not required to inform the Company and the Hong Kong Stock Exchange of any changes in their shareholdings in the Company unless certain conditions are met, the latest shareholdings of substantial Shareholders in the Company may be inconsistent with the shareholdings reported to the Hong Kong Stock Exchange.

Note 2: As at 30 June 2024, Shanghai SA, Shanghai International Group Asset Management Co., Ltd., Shanghai International Group Asset Operation Co., Ltd. and Shanghai SITICO Assets Management Co., Ltd. were interested in 1,900,963,748, 34,732,152, 931,505 and 75,482,261 A Shares respectively. Shanghai SA, Shanghai International Group Asset Management Co., Ltd. and Shanghai International Group Asset Operation Co., Ltd. are wholly-owned subsidiaries of International Group, and Shanghai SITICO Assets Management Co., Ltd. is a subsidiary in which International Group holds 80% equity interest. Therefore, International Group is deemed to be interested in the 2,012,109,666 A Shares held by Shanghai SA, Shanghai International Group Asset Management Co., Ltd., Shanghai International Group Asset Operation Co., Ltd. and Shanghai SITICO Assets Management Co., Ltd. for the purpose of the SFO.

Note 3: Shanghai SA is a wholly-owned subsidiary of International Group. Therefore, International Group is deemed to be interested in the 152,000,000 H Shares held by Shanghai SA for the purpose of the SFO.

Note 4: SIHC Hong Kong Investment Holdings Limited (深圳投控香港投資控股有限公司) is a wholly-owned subsidiary of Shenzhen Investment Holdings Co., Ltd. Therefore, Shenzhen Investment Holdings Co., Ltd. is deemed to be interested in the 103,373,800 H Shares held by SIHC Hong Kong Investment Holdings Limited (深圳投控香港投資控股有限公司) for the purpose of the SFO.

Note 5: New China Asset Management Company Limited holds 60% equity interest in New China Asset Management (Hong Kong) Limited, and New China Life Insurance Company Ltd. owns 99.4% equity interest in New China Asset Management Company Limited. Therefore, New China Life Insurance Company Ltd. and New China Asset Management Company Limited are deemed to be interested in the 258,388,000 H Shares held by New China Asset Management (Hong Kong) Limited for the purpose of the SFO.



## Section VII Changes in Shares and Particulars of Shareholders

Note 6: Diamond Acquisition Co SARL is wholly owned by Diamond Holding SARL. Apax IX USD L.P. is the beneficial owner of 73.8% of the equity interest in Diamond Holding SARL. A9 USD (Feeder) L.P. contributed 44.9% of the capital of Apax IX USD L.P.. Apax IX USD GP L.P. Inc. is the general partner of Apax IX USD L.P. and A9 USD (Feeder) L.P.. Apax IX GP Co. Limited is the general partner of Apax IX USD GP L.P. Inc.. Apax IX GP Co. Limited is wholly owned by Apax Guernsey (Holdco) PCC Limited. The equity interest in Apax Guernsey (Holdco) PCC Limited is held by Ward Jacqueline Mary Le Maitre and Guille Andrew William as trustees of the Hirzel IV purpose Trust.. Accordingly, each of Diamond Holding SARL, Apax IX USD L.P., Apax IX USD GP L.P. Inc., Apax IX GP Co. Limited, Apax Guernsey (Holdco) PCC Limited, A9 USD (Feeder) L.P., Ward Jacqueline Mary Le Maitre and Guille Andrew William are deemed to be interested in the 166,933,000 H Shares held by Diamond Acquisition Co SARL for the purpose of the SFO.

Note 7: Newton Industrial Limited is wholly owned by Shenzhen Energy Group Co., Ltd.. Therefore, Shenzhen Energy Group Co., Ltd. is deemed to be interested in 100,000,000 H Shares held by Newton Industrial Limited for the purpose of the SFO.

Save as disclosed above, as of 30 June 2024, the Company was not aware of any other person (other than the directors, supervisors and chief executive of the Company) having any interests or short positions in the shares or underlying shares of the Company which are required to be recorded in the register under Section 336 of the SFO.

### VII. INTERESTS AND SHORT POSITIONS OF DIRECTORS, SUPERVISORS AND CHIEF EXECUTIVES IN THE SHARES, UNDERLYING SHARES OR DEBENTURES OF THE COMPANY AND ASSOCIATED CORPORATIONS

As of the end of June 2024, details on restricted shares granted to some Directors of the Company due to the Company's implementation of the Restricted Share Incentive Scheme of A Shares are as follows:

Name	Positions	Nature of Interest	Class	Number/ Nature of Shares Directly or Indirectly Held	As an	As an
					Approximate Percentage of Class of Shares (%)	Approximate Percentage of the Total Issued Share Capital (%)
LI Junjie	Vice chairman of the Board, Executive Director, President	Beneficial owner	A Shares	599,686/Long positions	0.0080	0.0067

Save as disclosed above, the Company was not aware of any Directors, Supervisors and the chief executive of the Company who had any interests or short positions in the Shares, underlying shares or debentures of the Company or its associated corporations which were required to be notified to the Company and the Hong Kong Stock Exchange pursuant to Divisions 7 and 8 of Part XV of the SFO (including the interests or short positions which they were taken or deemed to have under such provisions of the SFO) or which were required, pursuant to section 352 of the SFO, to be entered in the register referred to therein, or which were required, pursuant to the Model Code, to be notified to the Company and the Hong Kong Stock Exchange.

# Section VII Changes in Shares and Particulars of Shareholders

## VIII. REPURCHASE, SALE OR REDEMPTION OF LISTED SECURITIES OF THE COMPANY AND ITS SUBSIDIARIES

### 1. Repurchase and Cancellation of Certain Restricted A Shares

Please see “IV. The Equity Incentive Scheme, Employee Share Scheme or Other Employee Incentives of the Company and the Impact Thereof” in “Section IV Corporate Governance”.

Save as disclosed in this report, neither the Company nor any of its subsidiaries repurchase, sale or redeem any listed securities of the Company and its subsidiaries (including the sale of treasury shares) during the Reporting Period.

## Section VIII Preferred Shares

Applicable  Not applicable

## Section IX Corporate Bonds

### I. CORPORATE BONDS (INCLUDING ENTERPRISE BONDS) AND DEBT FINANCING INSTRUMENTS FOR NON-FINANCIAL BUSINESSES

Applicable  Not applicable

#### (I) Corporate bonds (including enterprise bonds)

Applicable  Not applicable

## Section IX Corporate Bonds

### I. Basic information of corporate bonds

Unit: 100 million yuan Currency: RMB

Name of bond	Abbreviation	Bond code	Issue date	Interest commencement date	Latest resale date after 31 August, 2024	Maturity date	Outstanding amount	Interest Rate (%)	Method of repayment of principal and payment of interests	Place of trading	Lead underwriter manager (if any)	Trust investors (if any)	Trading mechanism	Whether there is a risk of the listing and trading of bonds being terminated? (Y/N)
Non-public issuance of 2019 Perpetual Subordinated Bonds (First Tranche)	19 GUOJUNYI	162167	2019/9/20	2019/9/23	-	-	50	4.20	Interest payable on annual basis provided that the issuer does not exercise the right to defer interest payment	Fixed-income products platform of the Shanghai Stock Exchange	CSC Financial	CSC Financial	Click transaction, inquiry transaction, bidding transaction and negotiation transaction	N
Non-public issuance of 2020 Perpetual Subordinated Bonds (First Tranche)	20 GUOJUNYI	166204	2020/3/9	2020/3/11	-	-	50	3.85	Interest payable on annual basis provided that the issuer does not exercise the right to defer interest payment	Fixed-income products platform of the Shanghai Stock Exchange	CSC Financial	CSC Financial	Click transaction, inquiry transaction, bidding transaction and negotiation transaction	N

## Section IX Corporate Bonds

Name of bond	Abbreviation	Bond code	Issue date	Interest commencement date	Latest resale date after 31 August, 2024	Maturity date	Outstanding amount	Interest Rate (%)	Method of repayment of principal and payment of interests	Place of trading	Lead underwriter	Trust manager	Arrangement to ensure the suitability of investors (if any)	Trading mechanism	Whether there is a risk of the listing and trading of bonds being terminated? (Y/N)
Public Issuance 2021 21 GUOJUNG2 Corporate Bonds (First Tranche) (Type II)	21 GUOJUNG2	175988	2021/4/13	2021/4/15	-	2026/4/15	20	3.75	Interest payable on fixed-income products platform of the Shanghai Stock Exchange	SDC Securities, Shenwan Hongyuan Securities	SDC Securities	SDC Securities	For professional investors	Matching transaction, click transaction, inquiry	N
Public Issuance 2021 21 GUOJUNG4 Corporate Bonds (Second Tranche) (Type II)	21 GUOJUNG4	188128	2021/5/19	2021/5/21	-	2026/5/21	50	3.67	Interest payable on annual basis and principal repayable and accrued interest payable upon maturity	Fixed-income products platform of the Shanghai Stock Exchange	SDC Securities, Shenwan Hongyuan Securities	SDC Securities	For professional investors	Matching transaction, click transaction, inquiry	N

## Section IX Corporate Bonds

Name of bond	Abbreviation	Bond code	Issue date	Interest commencement date	Latest resale date after 31 August, 2024	Maturity date	Outstanding amount	Interest Rate (%)	Method of repayment of principal and payment of interest	Place of trading	Lead underwriter	Trust manager	Arrangement to ensure the suitability of investors (if any)	Trading mechanism	Whether there is a risk of the listing and trading of bonds being terminated? (Y/N)
Public Issuance 2021 Corporate Bonds (Fourth Tranche) (Type II)	21 GUOJUN G8	18832	2021/7/19	2021/7/21	-	2026/7/21	61	3.48	Interest payable on annual basis and principal repayable and accrued interest payable upon maturity	Fived-income products platform of the Shanghai Stock Exchange	SDIC Securities Shenwan Hongyuan Securities, CSC Financial, China Merchants Securities	SDIC Securities	For professional investors	Matching transaction, click transaction, inquiry transaction, bidding transaction and negotiation transaction	N
Public Issuance 2021 Corporate Bonds (Fifth Tranche) (Type II)	21 GUOJUN I0	18837	2021/8/2	2021/8/4	-	2026/8/4	42	3.35	Interest payable on annual basis and principal repayable and accrued interest payable upon maturity	Fived-income products platform of the Shanghai Stock Exchange	SDIC Securities Shenwan Hongyuan Securities, CSC Financial, China Merchants Securities	SDIC Securities	For professional investors	Matching transaction, click transaction, inquiry transaction, bidding transaction and negotiation transaction	N

## Section IX Corporate Bonds

Name of bond	Abbreviation	Bond code	Issue date	Interest commencement date	Latest resale date after 31 August, 2024	Maturity date	Outstanding amount	Interest Rate (%)	Method of repayment of principal and payment of interests	Place of trading	Lead underwriter	Trust manager	Arrangement to ensure the suitability of investors (if any)	Trading mechanism	Whether there is a risk of the listing and trading of bonds being terminated? (Y/N)
Public Issuance 2021 Corporate Bonds (Sixth Tranche)	21GUOJUN11	188557	2021/8/10	2021/8/12	-	2031/8/12	30	3.77	Interest payable on fixed-income products platform of the Shanghai Stock Exchange	SDC Securities, Shenwan Hongyuan Securities	SDC Securities	SDC Securities	For professional investors	Matching transaction, click transaction, inquiry	N
Public Issuance 2021 Corporate Bonds (Seventh Tranche) (Type I)	21GUOJUN12	188736	2021/9/9	2021/9/13	-	2024/10/17	44	3.09	Interest payable on annual basis and principal repayable and accrued interest payable upon maturity	Fixed-income products platform of the Shanghai Stock Exchange	SDC Securities, Shenwan Hongyuan Securities	SDC Securities	For professional investors	Matching transaction, click transaction, inquiry	N



## Section IX Corporate Bonds

Name of bond	Abbreviation	Bond code	Issue date	Interest commencement date	Latest resale date after 31 August, 2024	Maturity date	Outstanding amount	Interest Rate (%)	Method of repayment of principal and payment of interests	Place of trading	Lead underwriter	Trust manager	Arrangement to ensure the suitability of investors (if any)	Trading mechanism	Whether there is a risk of the listing and trading of bonds being terminated?
Public Issuance 2021 Corporate Bonds (Seventh Tranche) (Type II)	21GU00JN13	188757	2021/9/9	2021/9/13	-	2031/9/13	34	3.80	Interest payable on annual basis and principal repayable and accrued interest payable upon maturity	Fixed-income products platform of the Shanghai Stock Exchange	SDC Securities, Shenwan Hongyuan Securities, CSC Financial, China Merchants Securities	SDIC Securities	For professional investors	Matching transaction, click transaction, inquiry transaction, bidding transaction and negotiation transaction	N
Public Issuance 2021 Corporate Bonds for professional investors in 2021 (Eighth Tranche) (Type I)	21GU00JN14	188659	2021/10/12	2021/10/14	-	2024/11/17	33	3.29	Interest payable on annual basis and principal repayable and accrued interest payable upon maturity	Fixed-income products platform of the Shanghai Stock Exchange	SDC Securities, Shenwan Hongyuan Securities, CSC Financial, China Merchants Securities	SDIC Securities	For professional investors	Matching transaction, click transaction, inquiry transaction, bidding transaction and negotiation transaction	N

## Section IX Corporate Bonds

Name of bond	Abbreviation	Bond code	Issue date	Interest commencement date	Latest resale date after 31 August, 2024	Maturity date	Outstanding amount	Interest Rate (%)	Method of repayment of principal and payment of interests	Place of trading	Lead underwriter	Trust manager	Arrangement to ensure the suitability of investors (if any)	Trading mechanism	Whether there is a risk of the listing and trading of bonds being terminated? (Y/N)
Public Issuance Corporate Bonds for professional investor in 2021 (Eighth Tranche) (Type II)	21GU00UN15	188860	2021/10/12	2021/10/14	-	2031/10/14	34	3.99	Interest payable on Fixed-income products platform of the Shanghai Stock Exchange	SDIC Securities, Shenwan Hongyuan Securities	SDIC Securities	SDIC Securities	For professional investors	Matching transaction, click transaction, inquiry transaction, bidding transaction and negotiation	N
Public Issuance Subordinated Bonds for professional investor in 2021 (Second Tranche) (Type II)	21GU00UNC3	185108	2021/12/7	2021/12/9	-	2024/12/9	20	3.20	Interest payable on Fixed-income products platform of the Shanghai Stock Exchange	SDIC Securities, CSC Financial	SDIC Securities	SDIC Securities	For professional investors	Matching transaction, click transaction, inquiry transaction, bidding transaction and negotiation	N

## Section IX Corporate Bonds

Name of bond	Abbreviation	Bond code	Issue date	Interest commencement date	Latest resale date after		Interest Outstanding amount	Interest Rate (%)	Method of repayment of principal and payment of interests	Place of trading	Lead underwriter	Trust manager	Arrangement to ensure the suitability of investors (if any)	Trading mechanism	Whether there is a risk of the listing and trading of bonds being terminated? (Y/N)
					31.August, 2024	Maturity date									
Public Assurance Subordinated Bonds for professional investor in 2022 (First Tranche) (Type II)	22GH00UN C2	185222	2022/1/10	2022/1/12	-	2025/1/12	35	3.17	Interest payable on annual basis and principal repayable and accrued interest payable upon maturity	Fixed-income products platform of the Shanghai Stock Exchange	SDIC Securities	SDIC Securities	For professional investors	Matching transaction, click transaction, inquiry transaction, bidding transaction and negotiation transaction	N
Public Assurance Corporate Bonds for professional investor in 2022 (First Tranche) (Type I)	22GH00UN G1	185550	2022/3/14	2022/3/16	-	2025/3/16	20	3.04	Interest payable on annual basis and principal repayable and accrued interest payable upon maturity	Fixed-income products platform of the Shanghai Stock Exchange	SDIC Securities	SDIC Securities	For professional investors	Matching transaction, click transaction, inquiry transaction, bidding transaction and negotiation transaction	N

## Section IX Corporate Bonds

Name of bond	Abbreviation	Bond code	Issue date	Interest commencement date	Latest resale date after		Interest Rate (%)	Method of repayment of principal and payment of interests	Place of trading	Lead underwriter	Trust manager	Arrangement to ensure the suitability of investors (if any)	Trading mechanism	Whether there is a risk of the listing and trading of bonds being terminated? (Y/N)
					2024	Maturity date								
Public Issuance Corporate Bonds for professional investor in 2022 (First Tranche) (Type I)	22GUOJUNG2	185354	2022/3/14	2022/3/16	-	2032/3/16	14	3.74	Fixed-income products platform of the Shanghai Stock Exchange	SDC Securities, Shenwan Hongyuan Securities	SDC Securities	For professional investors	Matching transaction, click transaction, inquiry transaction, bidding transaction and negotiation transaction	N
Public Issuance Corporate Bonds for professional investor in 2022 (Second Tranche) (Type I)	22GUOJUNG3	185711	2022/4/20	2022/4/22	-	2025/4/22	28	2.96	Fixed-income products platform of the Shanghai Stock Exchange	SDC Securities, Shenwan Hongyuan Securities	SDC Securities	For professional investors	Matching transaction, click transaction, inquiry transaction, bidding transaction and negotiation transaction	N

## Section IX Corporate Bonds

Name of bond	Abbreviation	Bond code	Issue date	Interest commencement date	Latest resale date after 31 August, 2024	Maturity date	Outstanding amount	Interest Rate (%)	Method of repayment of principal and payment of interests	Place of trading	Lead underwriter	Trust manager	Arrangement to ensure the suitability of investors (if any)	Trading mechanism	Whether there is a risk of the listing and trading of bonds being terminated? (Y/N)
Public Issuance Corporate Bonds for professional investor in 2022 (Second Tranche) (Type II)	22GU0JUN G4	185712	2022/4/20	2022/4/22	-	2032/4/22	25	3.70	Interest payable on annual basis and principal repayable and accrued interest payable upon maturity	Fived-income products platform of the Shanghai Stock Exchange	SDIC Securities Shenwan Hongyuan Securities, CSC Financial, Guosen Securities	SDIC Securities Shenwan Hongyuan Securities, CSC Financial, Guosen Securities	For professional investors	Matching transaction, click transaction, inquiry transaction, bidding transaction and negotiation transaction	N
Public Issuance Corporate Bonds for professional investor in 2022 (Third Tranche) (Type I)	22GU0JUN G5	185814	2022/5/23	2022/5/25	-	2025/5/25	31	2.78	Interest payable on annual basis and principal repayable and accrued interest payable upon maturity	Fived-income products platform of the Shanghai Stock Exchange	SDIC Securities Shenwan Hongyuan Securities, CSC Financial, Guosen Securities	SDIC Securities Shenwan Hongyuan Securities, CSC Financial, Guosen Securities	For professional investors	Matching transaction, click transaction, inquiry transaction, bidding transaction and negotiation transaction	N

## Section IX Corporate Bonds

Name of bond	Abbreviation	Bond code	Issue date	Interest commencement date	Latest resale date after 31 August, 2024	Maturity date	Outstanding amount	Interest Rate (%)	Method of repayment of principal and payment of interests	Place of trading	Lead underwriter	Trust manager	Arrangement to ensure the suitability of investors (if any)	Trading mechanism	Whether there is a risk of the listing and trading of bonds being terminated? (Y/N)
Public Issuance Corporate Bonds for professional investor in 2022 (Third Tranche) (Type II)	22 GUOJUN G6	185815	2022/5/23	2022/5/25	-	2032/5/25	24	3.58	Interest payable on annual basis and principal repayable and accrued interest payable upon maturity	Fixed-income products platform of the Shanghai Stock Exchange	SDIC Securities, Shenwan Hongyuan Securities	SDIC Securities	For professional investors	Matching transaction, click transaction, inquiry transaction, bidding transaction and negotiation transaction	N
Public Issuance Corporate Bonds for professional investor in 2022 (Fourth Tranche) (Type I)	22 GUOJUN G7	185973	2022/7/4	2022/7/6	-	2025/7/6	25	2.92	Interest payable on annual basis and principal repayable and accrued interest payable upon maturity	Fixed-income products platform of the Shanghai Stock Exchange	SDIC Securities, Shenwan Hongyuan Securities	SDIC Securities	For professional investors	Matching transaction, click transaction, inquiry transaction, bidding transaction and negotiation transaction	N

## Section IX Corporate Bonds

Name of bond	Abbreviation	Bond code	Issue date	Interest commencement date	Latest resale date after 31 August, 2024	Maturity date	Outstanding amount	Interest Rate (%)	Method of repayment of principal and payment of interests	Place of trading	Lead underwriter	Trust manager	Arrangement to ensure the suitability of investors (if any)	Trading mechanism	Whether there is a risk of the listing and trading of bonds being terminated? (Y/N)
Public Issuance Corporate Bonds for professional investor in 2022 (Fourth Tranche) (Type II)	22 GUOJUN GB	185374	2022/7/4	2022/7/6	-	2027/7/6	25	3.27	Interest payable on annual basis and principal repayable and accrued interest payable upon maturity	Fived-income products platform of the Shanghai Stock Exchange	SDIC Securities Shenwan Hongyuan Securities, CSC Financial, Guosen Securities	SDIC Securities	For professional investors	Matching transaction, click transaction, inquiry transaction, bidding transaction and negotiation transaction	N
Perpetual Subordinated Bonds for professional investor in 2022 (First Tranche)	22 GUOJUN Y1	137321	2022/7/11	2022/7/13	-	-	50	3.59	Interest payable on annual basis provided that the issuer does not exercise the right to defer interest payment	Fived-income products platform of the Shanghai Stock Exchange	Shenwan Hongyuan Securities, CSC Financial	Shenwan Hongyuan Securities	For professional investors	Matching transaction, click transaction, inquiry transaction, bidding transaction and negotiation transaction	N

## Section IX Corporate Bonds

Name of bond	Abbreviation	Bond code	Issue date	Interest commencement date	Latest resale		Interest Rate (%)	Method of repayment of principal and payment of interests	Place of trading	Lead underwriter	Trust manager	Arrangement to ensure the suitability of investors (if any)	Trading mechanism	Whether there is a risk of the listing and trading of bonds being terminated? (Y/N)
					2024	Maturity date								
Public Issuance Corporate Bonds for professional investor in 2022 (Fifth Tranche) (Type I)	22GUOJUN.G9	137855	2022/9/20	2022/9/22	-	2025/9/22	20	2.52	Fixed-income products platform of the Shanghai Stock Exchange	SDC Securities, Shenwan Hongyuan Securities	SDC Securities	For professional investors	Matching transaction, click transaction, inquiry transaction, bidding transaction and negotiation transaction	N
Public Issuance Corporate Bonds for professional investor in 2022 (Fifth Tranche) (Type II)	22GUOJUN.I0	137856	2022/9/20	2022/9/22	-	2027/9/22	30	2.90	Fixed-income products platform of the Shanghai Stock Exchange	SDC Securities, Shenwan Hongyuan Securities	SDC Securities	For professional investors	Matching transaction, click transaction, inquiry transaction, bidding transaction and negotiation transaction	N



## Section IX Corporate Bonds

Name of bond	Abbreviation	Bond code	Issue date	Interest commencement date	Latest resale date after		Interest Rate (%)	Outstanding amount	Method of repayment of principal and payment of interests	Place of trading	Lead underwriter	Trust manager	Arrangement to ensure the suitability of investors (if any)	Trading mechanism	Whether there is a risk of the listing and trading of bonds being terminated? (Y/N)
					31.August, 2024	Maturity date									
Public Issuance Corporate Bonds for professional investor in 2023 (First Tranche) (Type I)	23GU00UN G1	13806	2023/1/5	2023/1/9	-	2025/2/17	30	2.90	Interest payable on annual basis and principal repayable and accrued interest payable upon maturity	Fived-income products platform of the Shanghai Stock Exchange	SDIC Securities Shenwan Hongyuan Securities, CSC Financial, Guosen Securities	SDIC Securities	For professional investors	Matching transaction, click transaction, inquiry transaction, bidding transaction and negotiation transaction	N
Public Issuance Corporate Bonds for professional investor in 2023 (First Tranche) (Type II)	23GU00UN G2	13807	2023/1/5	2023/1/9	-	2026/1/9	30	3.07	Interest payable on annual basis and principal repayable and accrued interest payable upon maturity	Fived-income products platform of the Shanghai Stock Exchange	SDIC Securities Shenwan Hongyuan Securities, CSC Financial, Guosen Securities	SDIC Securities	For professional investors	Matching transaction, click transaction, inquiry transaction, bidding transaction and negotiation transaction	N

## Section IX Corporate Bonds

Name of bond	Abbreviation	Bond code	Issue date	Interest commencement date	Latest resale date after 31 August, 2024	Maturity date	Outstanding amount	Interest Rate (%)	Method of repayment of principal and payment of interests	Place of trading	Lead underwriter	Trust manager	Arrangement to ensure the suitability of investors (if any)	Trading mechanism	Whether there is a risk of the listing and trading of bonds being terminated? (Y/N)
Public Issuance Corporate Bonds for professional investor in 2023 (Second Tranche) (Type I)	23 GUOJUNG3	130889	2023/2/13	2023/2/15	-	2025/2/15	15	2.92	Interest payable on annual basis and principal repayable and accrued interest payable upon maturity	Fixed-income products platform of the Shanghai Stock Exchange	SDC Securities, Shenwan Hongyuan Securities	SDC Securities	For professional investors	Matching transaction, click transaction, inquiry transaction, bidding transaction and negotiation transaction	N
Public Issuance Corporate Bonds for professional investor in 2023 (Second Tranche) (Type II)	23 GUOJUNG4	130890	2023/2/13	2023/2/15	-	2026/2/15	45	3.16	Interest payable on annual basis and principal repayable and accrued interest payable upon maturity	Fixed-income products platform of the Shanghai Stock Exchange	SDC Securities, Shenwan Hongyuan Securities	SDC Securities	For professional investors	Matching transaction, click transaction, inquiry transaction, bidding transaction and negotiation transaction	N

## Section IX Corporate Bonds

Name of bond	Abbreviation	Bond code	Issue date	Interest commencement date	Latest resale date after		Interest Rate (%)	Outstanding amount	Method of repayment of principal and payment of interests	Place of trading	Lead underwriter	Trust manager	Arrangement to ensure the suitability of investors (if any)	Trading mechanism	Whether there is a risk of the listing and trading of bonds being terminated? (Y/N)
					31.August, 2024	Maturity date									
Public Issuance Corporate Bonds for professional investor in 2023 (Third Tranche) (Type I)	23GU00UN G5	115344	2023/5/9	2023/5/11	-	2025/5/11	16	2.79	Interest payable on annual basis and principal repayable and accrued interest payable upon maturity	Fived-income products platform of the Shanghai Stock Exchange	SDIC Securities Shenwan Hongyuan Securities, CSC Financial, Guosen Securities	SDIC Securities	For professional investors	Matching transaction, click transaction, inquiry transaction, bidding transaction and negotiation transaction	N
Public Issuance Corporate Bonds for professional investor in 2023 (Third Tranche) (Type II)	23GU00UN G6	115345	2023/5/9	2023/5/11	-	2026/4/29	34	2.92	Interest payable on annual basis and principal repayable and accrued interest payable upon maturity	Fived-income products platform of the Shanghai Stock Exchange	SDIC Securities Shenwan Hongyuan Securities, CSC Financial, Guosen Securities	SDIC Securities	For professional investors	Matching transaction, click transaction, inquiry transaction, bidding transaction and negotiation transaction	N

## Section IX Corporate Bonds

Name of bond	Abbreviation	Bond code	Issue date	Interest commencement date	Latest resale		Interest Rate (%)	Method of repayment of principal and payment of interests	Place of trading	Lead underwriter	Trust manager	Arrangement to ensure the suitability of investors (if any)	Trading mechanism	Whether there is a risk of the listing and trading of bonds being terminated? (Y/N)
					2024	2024								
Public Issuance Perpetual Subordinated Bonds for professional investor in 2023 (First Tranche)	23 GUOJUN Y1	115483	2023/6/8	2023/6/12	-	-	3.53	Interest payable on fixed-income products platform of the Shanghai Stock Exchange	Fixed-income products platform of the Shanghai Stock Exchange	Shenwan Hongyuan Securities CSC Financial	Shenwan Hongyuan Securities	For professional investors	Matching transaction, click transaction, inquiry transaction, bidding transaction and negotiation transaction	N
Public Issuance Corporate Bonds for professional investor in 2023 (Fourth Tranche) (Type I)	23 GUOJUN G7	115983	2023/8/14	2023/8/16	-	2025/8/16	2.53	Interest payable on annual basis and principal repayable and accrued interest payable upon maturity	Fixed-income products platform of the Shanghai Stock Exchange	SDIC Securities, Shenwan Hongyuan Securities, CSC Financial, Guosen Securities	SDIC Securities	For professional investors	Matching transaction, click transaction, inquiry transaction, bidding transaction and negotiation transaction	N

## Section IX Corporate Bonds

Name of bond	Abbreviation	Bond code	Issue date	Interest commencement date	Latest resale date after		Interest Rate (%)	Method of repayment of principal and payment of interests	Place of trading	Lead underwriter	Trust manager	Arrangement to ensure the suitability of investors (if any)	Trading mechanism	Whether there is a risk of the listing and trading of bonds being terminated? (Y/N)
					31.August, 2024	Maturity date								
Public Issuance Corporate Bonds for professional investor in 2023 (Fourth Tranche) (Type II)	23GUOJUNGB	115804	2023/8/14	2023/8/16	-	2026/8/16	20	2.70	Fixed-income products platform of the Shanghai Stock Exchange	SDIC Securities Shenwan Hongyuan Securities, CSC Financial, Guosen Securities	SDIC Securities	For professional investors	Matching transaction, click transaction, inquiry transaction, bidding transaction and negotiation transaction	N
Public Issuance Corporate Bonds for professional investor in 2023 (Fifth Tranche) (Type I)	23GUOJUNGB	240006	2023/9/19	2023/9/21	-	2025/10/24	15	2.80	Fixed-income products platform of the Shanghai Stock Exchange	SDIC Securities Shenwan Hongyuan Securities, CSC Financial, Guosen Securities	SDIC Securities	For professional investors	Matching transaction, click transaction, inquiry transaction, bidding transaction and negotiation transaction	N

## Section IX Corporate Bonds

Name of bond	Abbreviation	Bond code	Issue date	Interest commencement date	Latest resale date after 31 August, 2024	Maturity date	Outstanding amount	Interest Rate (%)	Method of repayment of principal and payment of interests	Place of trading	Lead underwriter	Trust manager	Arrangement to ensure the suitability of investors (if any)	Trading mechanism	Whether there is a risk of the listing and trading of bonds being terminated? (Y/N)
Public Issuance Corporate Bonds for professional investor in 2023 (Fifth Tranche) (Type II)	23GUOJUN10	240007	2023/9/19	2023/9/21	-	2026/9/21	35	2.89	Interest payable on annual basis and principal repayable and accrued interest payable upon maturity	Fixed-income products platform of the Shanghai Stock Exchange	SDC Securities, Shenwan Hongyuan Securities	SDC Securities	For professional investors	Matching transaction, click transaction, inquiry transaction, bidding transaction and negotiation transaction	N
Public Issuance Corporate Bonds for professional investor in 2023 (Sixth Tranche) (Type I)	23GUOJUN11	240065	2023/10/17	2023/10/19	-	2025/10/19	9	2.82	Interest payable on annual basis and principal repayable and accrued interest payable upon maturity	Fixed-income products platform of the Shanghai Stock Exchange	SDC Securities, Shenwan Hongyuan Securities	SDC Securities	For professional investors	Matching transaction, click transaction, inquiry transaction, bidding transaction and negotiation transaction	N

## Section IX Corporate Bonds

Name of bond	Abbreviation	Bond code	Issue date	Interest commencement date	Latest resale date after 31 August, 2024	Maturity date	Outstanding amount	Interest Rate (%)	Method of repayment of principal and payment of interests	Place of trading	Lead underwriter	Trust manager	Arrangement to ensure the suitability of investors (if any)	Trading mechanism	Whether there is a risk of the listing and trading of bonds being terminated? (Y/N)
Public Issuance Corporate Bonds for professional investor in 2023 (Sixth Tranche) (Type II)	23 GUOJUN12	240065	2023/10/17	2023/10/19	-	2028/10/19	25	3.12	Interest payable on annual basis and principal repayable and accrued interest payable upon maturity	Fived-income products platform of the Shanghai Stock Exchange	SDIC Securities Shenwan Hongyuan Securities CSC Financial, Guosen Securities	SDIC Securities	For professional investors	Matching transaction, click transaction, inquiry transaction, bidding transaction and negotiation transaction	N
Public Issuance Corporate Bonds for professional investor in 2023 (Seventh Tranche) (Type I)	23 GUOJUN13	240259	2023/11/14	2023/11/16	-	2025/11/16	35	2.82	Interest payable on annual basis and principal repayable and accrued interest payable upon maturity	Fived-income products platform of the Shanghai Stock Exchange	SDIC Securities Shenwan Hongyuan Securities CSC Financial, Guosen Securities	SDIC Securities	For professional investors	Matching transaction, click transaction, inquiry transaction, bidding transaction and negotiation transaction	N

## Section IX Corporate Bonds

Name of bond	Abbreviation	Bond code	Issue date	Interest commencement date	Latest resale date after 31 August, 2024	Maturity date	Outstanding amount	Interest Rate (%)	Method of repayment of principal and payment of interests	Place of trading	Lead underwriter	Trust manager	Arrangement to ensure the suitability of investors (if any)	Trading mechanism	Whether there is a risk of the listing and trading of bonds being terminated? (Y/N)
Public Issuance Corporate Bonds for professional investor in 2023 (Seventh Tranche) (Type III)	23GUOJUN15	240261	2023/11/14	2023/11/16	-	2028/11/16	17	3.08	Interest payable on fixed-income products platform of the Shanghai Stock Exchange	SDIC Securities, Shenwan Hongyuan Securities	SDIC Securities	SDIC Securities	For professional investors	Matching transaction, click transaction, inquiry	N
Public Issuance Corporate Bonds for professional investor in 2024 (First Tranche)	24GUOJUN1	240998	2024/5/16	2024/5/20	-	2027/5/20	50	2.30	Interest payable on annual basis and principal repayable and accrued interest payable upon maturity	Fixed-income products platform of the Shanghai Stock Exchange	SDIC Securities, Shenwan Hongyuan Securities	SDIC Securities	For professional investors	Matching transaction, click transaction, inquiry	N



## Section IX Corporate Bonds

Name of bond	Abbreviation	Bond code	Issue date	Interest commencement date	Latest resale date after		Interest Rate (%)	Method of repayment of principal and payment of interests	Place of trading	Lead underwriter	Trust manager	Arrangement to ensure the suitability of investors (if any)	Trading mechanism	Whether there is a risk of the listing and trading of bonds being terminated? (Y/N)
					31.August, 2024	Maturity date								
Public Issuance Subordinated Bonds for professional investor in 2024 (First Tranche)	24(GUO)UN.C1	241094	2024/6/6	2024/6/11	-	2027/8/11	30	2.28	Fixed-income products platform of the Shanghai Stock Exchange	SDIC Securities	SDIC Securities	For professional investors	Matching transaction, click transaction, inquiry transaction, bidding transaction and negotiation transaction	N
Public Issuance Corporate Bonds for professional investor in 2024 (Second Tranche)	24(GUO)UN.G2	241260	2024/7/9	2024/7/11	-	2026/8/11	20	2.07	Fixed-income products platform of the Shanghai Stock Exchange	SDIC Securities	SDIC Securities	For professional investors	Matching transaction, click transaction, inquiry transaction, bidding transaction and negotiation transaction	N

## Section IX Corporate Bonds

### Measures adopted by the Company for the risk of the listing and trading of bonds being terminated

Applicable  Not applicable

### 2. The triggering and implementation of the Company or investor option terms and the investor protection terms

Applicable  Not applicable

Issuer's right of redemption (i.e. on the fifth and every subsequent interest payment date of the bonds, the issuer shall have the right to redeem the bonds at the face value plus the interest payable) and (when specific conditions are met) issuer's option of redemption and right of deferring payment of interest are available for "19 GUOJUN Y1" and "20 GUOJUN Y1".

Issuer's option of renewal (i.e. at the end of each repricing cycle of the bonds, the issuer has the right to choose to extend the maturity of the bonds for one repricing cycle, or to pay the principal in full) and (when specific conditions are met) issuer's option of redemption and right of deferring payment of interest are available for "22 GUOJUN Y1" and "23 GUOJUN Y1".

As of the date of this report, "19 GUOJUN Y1", "20 GUOJUN Y1", "22 GUOJUN Y1" and "23 GUOJUN Y1" have neither become due to exercise nor have triggered the issuer options such as renewal options and jumps in interest rates. The Company did not exercise the right of deferring interest payment due to the occurrence of compulsory interest payment event as a result of the reduction of registered capital and dividend distribution to ordinary shareholders. The Company has paid all the current interest on the issued perpetual subordinated bonds timely and fully.

On 20 March 2024, the Company held the 2024 first extraordinary general meeting, the 2024 first A share class meeting and the 2024 first H share class meeting, at which the "Resolution on Proposing to Consider Repurchase and Cancellation of Part of Restricted A Shares" (《關於提請審議回購註銷部分A股限制性股票的議案》) was considered and approved, pursuant to which the Company repurchased and cancelled a total of 880,196 restricted A Shares that have been granted but have not been unlocked held by certain participants, and disclosed on the same date the "Announcement by Guotai Junan Securities Co., Ltd. on Notice to Creditors Regarding the Repurchase and Cancellation of Part of the Restricted A Shares to Reduce Registered Capital" (《國泰君安証券股份有限公司關於回購註銷部分A股限制性股票減少註冊資本通知債權人的公告》), which notified creditors of the above matters.

## Section IX Corporate Bonds

### 3. Adjustment of credit ratings

Applicable  Not applicable

#### **Other Information**

None.

### 4. The changes of Guarantees, debt repayment plan and other debt repayment guarantee measures, as well as such implementation and effect thereof during the Reporting Period

Applicable  Not applicable

<b>Current status</b>	<b>Execution</b>	<b>Whether there is any change</b>
The Company's existing corporate bonds are unsecured bonds.	The Company strictly implemented the provisions of the debt repayment plan and repayment guarantee measures, paid interest and/or principal of the bonds in full and on time, disclosed information related to the bonds in a timely manner, and protected the legitimate interests of investors.	No
The Company's debt repayment guarantee measures are implemented pursuant to the requirements stated in the prospectus, including formulation of "Rules of Meeting for Bond Holders", establishment of special working group for repayment, giving full play to the role of the trustee of the bonds and strict performance of information disclosure obligation, forming a set of guarantee measures that secured safe payment of interest and redemption of bonds.	Relevant plans and measures are consistent with the corresponding commitments in the prospectus.	
Other Information		
None.		

### (II) Debt financing instruments of non-financial institutions in the inter-bank bond market

Applicable  Not applicable

## Section IX Corporate Bonds

### (III) Proceeds from corporate bonds

All corporate bonds of the Company did not involve the use of proceeds or rectification during the Reporting Period

The corporate bonds involved in the use of proceeds or rectification during the Reporting Period

**Bond code: 240096.SH Abbreviation of Bonds: 23 GUOJUN 12**

#### 1. Basic information

*Unit: 100 million yuan Currency: RMB*

Full name of the bond	Guotai Junan Securities Co., Ltd.'s public issuance corporate bonds for professional investor in 2023 (Sixth Tranche) (Type II)
Whether it is a special bond	<input type="checkbox"/> Yes <input checked="" type="checkbox"/> No
Specific types of special bonds	–
Total amount of proceeds	25
The balance of proceeds at the end of the Reporting Period	0
The balance of special accounts for the proceeds at the end of the Reporting Period	0

#### 2. Change and adjustment of use of proceeds

Agreed use of proceeds (please list in full)	The proceeds from the bonds will be used to repay corporate bonds.
Whether to change and adjust the use of proceeds	<input type="checkbox"/> Yes <input checked="" type="checkbox"/> No
The procedures for change and adjustment of the use of proceeds, and whether the procedures meet the stipulations in the prospectus	–
Change and adjustment of the information disclosure on the use of proceeds	–
Use of proceeds after change and adjustment and its legal compliance	–

## Section IX Corporate Bonds

### 3. Actual use of proceeds (excluding temporary replenishment)

*Unit: 100 million yuan Currency: RMB*

Actual use of proceeds during the Reporting Period	13
3.1.1 Amount of interest-bearing liabilities (excluding corporate bonds) repaid	-
3.1.2 Repayment status of interest-bearing debts (excluding corporate bonds)	-
3.2.1 Repayment amount of corporate bonds	13
3.2.2 Repayment status of corporate bonds	The proceeds of RMB1.3 billion were used to repay corporate bonds.
3.3.1 Replenishment amount	-
3.3.2 Replenishment position	-
3.4.1 Amount of investment in fixed asset projects	-
3.4.2 Investment in fixed asset projects	-
3.5.1 Amount of equity investment, debt investment or asset acquisition	-
3.5.2 Status of equity investment, debt investment or asset acquisition	-
3.6.1 Amount for other purposes	-
3.6.2 Details of other uses	-

## Section IX Corporate Bonds

### 4. Proceeds for specific projects

- 4.1 Whether the proceeds will be used for fixed asset investment projects or other specific projects such as equity investment, debt investment or asset acquisition  Yes  No
- 4.1.1 Project progress –
- 4.1.2 Project operational efficiency –
- 4.1.3 The handling of mortgage or pledge of the project (if any) –
- 4.2 Whether there were any significant changes in the project during the Reporting Period, which may affect the plan to use the proceeds  Yes  No
- 4.2.1 Changes in the project –
- 4.2.2 Procedures for implementation of project changes –
- 4.2.3 Changes in the use of proceeds after the project changes (if any) –
- 4.3 Whether the net income of the project at the end of the Reporting Period decreased by more than 50% as compared with the contents disclosed in the prospectus and other documents, or other material adverse events that may affect the actual operation of the project occurred during the Reporting Period  Yes  No
- 4.3.1 Changes in net income of the project –
- 4.3.2 The impact of changes in net income of the project on the solvency of the Company and investors' interests, and response measures, etc. –
- 4.4 Other matters that need to be disclosed during construction –

### 5. Temporary replenishment status

*Unit: 100 million yuan Currency: RMB*

- Whether the proceeds were used to temporarily replenish liquidity during the Reporting Period  Yes  No
- Temporary replenishment amount 13
- Temporary replenishment, including but not limited to the purpose of temporary replenishment, time of commencement and return, procedures performed According to the prospectus, the Company has temporarily replenished the liquidity with the idle bond proceeds of RMB1.3 billion for the settlement of the Company's business operations. The Company has recovered the temporary replenishment fund of RMB1.3 billion to the proceeds account, which was used to repay the corporate bonds 22 GUOJUN C1 due on 12 January 2024.

## Section IX Corporate Bonds

### 6. Compliance of proceeds

Actual use of proceeds as at the end of the Reporting Period (including actual use and temporary replenishment)	The Company raised RMB2.5 billion, of which RMB1.2 billion was used to repay the 21 GUOJUN C2 due on 9 December 2023, and RMB1.3 billion was used to repay the 22 GUOJUN C1 due on 12 January 2024.
Whether the actual use is consistent with the agreed use (including the agreed use in the prospectus and the use after the compliance change)	<input checked="" type="checkbox"/> YES <input type="checkbox"/> No
Whether the account management and use of the proceeds are in compliance with the regulations during the Reporting Period	<input checked="" type="checkbox"/> YES <input type="checkbox"/> No
Details of non-compliance (if any)	–
Circumstances of penalties for violations of proceeds (if any)	–
If the proceeds are in violation of regulations, whether the rectification has been completed and the rectification status (if any)	–
Whether the use of proceeds is in compliance with local government debt management regulations	<input type="checkbox"/> YES <input type="checkbox"/> No <input checked="" type="checkbox"/> N/A
The use of proceeds in violation of local government debt management regulations and rectification status (if any)	–

**Bond code: 240259.SH Abbreviation of Bonds:23 GUOJUN 13**

#### 1. Basic information

*Unit: 100 million yuan Currency: RMB*

Full name of the bond	Guotai Junan Securities Co., Ltd.'s public issuance corporate bonds for professional investor in 2023 (Seventh Tranche) (Type I)
Whether it is a special bond	<input type="checkbox"/> YES <input checked="" type="checkbox"/> No
Specific types of special bonds	–
Total amount of proceeds	35
The balance of proceeds at the end of the Reporting Period	0
The balance of special accounts for the proceeds at the end of the Reporting Period	0

## Section IX Corporate Bonds

### 2. Change and adjustment of use of proceeds

Agreed use of proceeds (please list in full)	The proceeds from the bonds will be used to repay corporate bonds.
Whether to change and adjust the use of proceeds	<input type="checkbox"/> YES <input checked="" type="checkbox"/> No
The procedures for change and adjustment of the use of proceeds, and whether the procedures meet the stipulations in the prospectus	–
Information Disclosure on change and adjustment of the use of proceeds	–
Use of proceeds after change and adjustment and its legal compliance	–

### 3. Actual use of proceeds (excluding temporary replenishment)

*Unit: 100 million yuan Currency: RMB*

Actual use of proceeds during the Reporting Period	35
3.1.1 Amount of interest-bearing liabilities (excluding corporate bonds) repaid	–
3.1.2 Repayment status of interest-bearing debts (excluding corporate bonds)	–
3.2.1 Repayment amount of corporate bonds	35
3.2.2 Repayment status of corporate bonds	The proceeds of RMB3.5 billion were used to repay corporate debts.
3.3.1 Replenishment amount	–
3.3.2 Replenishment position	–
3.4.1 Amount of investment in fixed asset projects	–
3.4.2 Investment in fixed asset projects	–
3.5.1 Amount of equity investment, debt investment or asset acquisition	–
3.5.2 Status of equity investment, debt investment or asset acquisition	–
3.6.1 Amount for other purposes	–
3.6.2 Details of other uses	–



## Section IX Corporate Bonds

### 4. Proceeds for specific projects

- 4.1 Whether the proceeds will be used for fixed asset investment projects or other specific projects such as equity investment, debt investment or asset acquisition  YES  No
- 4.1.1 Project progress –
- 4.1.2 Project operational efficiency –
- 4.1.3 The handling of mortgage or pledge of the project (if any) –
- 4.2 Whether there were any significant changes in the project during the Reporting Period, which may affect the plan to use the proceeds  YES  No
- 4.2.1 Changes in the Project –
- 4.2.2 Procedures for implementation of project changes –
- 4.2.3 Changes in the use of proceeds after the project changes (if any) –
- 4.3 Whether the net income of the project at the end of the Reporting Period decreased by more than 50% as compared with the contents disclosed in the prospectus and other documents, or other material adverse events that may affect the actual operation of the project occurred during the Reporting Period  YES  No
- 4.3.1 Changes in net income of the project –
- 4.3.2 The impact of changes in net income of the project on the solvency of the Company and investors' interests, and response measures, etc. –
- 4.4 Other matters that need to be disclosed during construction –

### 5. Temporary replenishment status

*Unit: 100 million yuan Currency: RMB*

- Whether the proceeds were used to temporarily replenish liquidity during the Reporting Period  YES  No
- Temporary replenishment amount –
- Temporary replenishment, including but not limited to the purpose of temporary replenishment, time of commencement and return, procedures performed –

## Section IX Corporate Bonds

### 6. Compliance of proceeds

Actual use of proceeds as at the end of the Reporting Period (including actual use and temporary replenishment)	The Company raised RMB3.5 billion, of which RMB1.2 billion was used to repay the 22 GUOJUN C1 due on 12 January 2024, and RMB2.3 billion was used to repay the 21 GUOJUN C1 due on 25 January 2024.
Whether the actual use is consistent with the agreed use (including the agreed use in the prospectus and the use after the compliance change)	<input checked="" type="checkbox"/> YES <input type="checkbox"/> No
Whether the account management and use of the proceeds are in compliance with the regulations during the Reporting Period	<input checked="" type="checkbox"/> YES <input type="checkbox"/> No
Details of non-compliance (if any)	–
Circumstances of penalties for violations of proceeds (if any)	–
If the proceeds are in violation of regulations, whether the rectification has been completed and the rectification status (if any)	–
Whether the use of proceeds is in compliance with local government debt management regulations	<input type="checkbox"/> YES <input type="checkbox"/> No <input checked="" type="checkbox"/> N/A
The use of proceeds in violation of local government debt management regulations and rectification status (if any)	–

**Bond code: 240261.SH Abbreviation of Bonds:23 GUOJUN 15**

#### 1. Basic information

*Unit: 100 million yuan Currency: RMB*

Full name of the bond	Guotai Junan Securities Co., Ltd.'s public issuance corporate bonds for professional investor in 2023 (Seventh Tranche) (Type III)
Whether it is a special bond	<input type="checkbox"/> YES <input checked="" type="checkbox"/> No
Specific types of special bonds	–
Total amount of proceeds	17
The balance of proceeds at the end of the Reporting Period	0
The balance of special accounts for the proceeds at the end of the Reporting Period	0

## Section IX Corporate Bonds

### 2. Change and adjustment of use of proceeds

Agreed use of proceeds (please list in full)	The proceeds from the bonds will be used to repay corporate bonds.
Whether to change and adjust the use of proceeds	<input type="checkbox"/> YES <input checked="" type="checkbox"/> No
The procedures for change and adjustment of the use of proceeds, and whether the procedures meet the stipulations in the prospectus	–
Information Disclosure on change and adjustment of the use of proceeds	–
Use of proceeds after change and adjustment and its legal compliance	–

### 3. Actual use of proceeds (excluding temporary replenishment)

*Unit: 100 million yuan Currency: RMB*

Actual use of proceeds during the Reporting Period	17
3.1.1 Amount of interest-bearing liabilities (excluding corporate bonds) repaid	–
3.1.2 Repayment status of interest-bearing debts (excluding corporate bonds)	–
3.2.1 Repayment amount of corporate bonds	17
3.2.2 Repayment status of corporate bonds	The proceeds of RMB1.7 billion were used to repay corporate bonds.
3.3.1 Replenishment amount	–
3.3.2 Replenishment position	–
3.4.1 Amount of investment in fixed asset projects	–
3.4.2 Investment in fixed asset projects	–
3.5.1 Amount of equity investment, debt investment or asset acquisition	–
3.5.2 Status of equity investment, debt investment or asset acquisition	–
3.6.1 Amount for other purposes	–
3.6.2 Details of other uses	–

## Section IX Corporate Bonds

### 4. Proceeds for specific projects

4.1 Whether the proceeds will be used for fixed asset investment projects or other specific projects such as equity investment, debt investment or asset acquisition  YES  No

4.1.1 Project progress –

4.1.2 Project operational efficiency –

4.1.3 The handling of mortgage or pledge of the project (if any) –

4.2 Whether there were any significant changes in the project during the Reporting Period, which may affect the plan to use the proceeds  YES  No

4.2.1 Changes in the project –

4.2.2 Procedures for implementation of project changes –

4.2.3 Changes in the use of proceeds after the project changes (if any) –

4.3 Whether the net income of the project at the end of the Reporting Period decreased by more than 50% as compared with the contents disclosed in the prospectus and other documents, or other material adverse events that may affect the actual operation of the project occurred during the Reporting Period.  YES  No

4.3.1 Changes in net income of the project –

4.3.2 The impact of changes in net income of the project on the solvency of the Company and investors' interests, and response measures, etc. –

4.4 Other matters that need to be disclosed during construction –

### 5. Temporary replenishment status

*Unit: 100 million yuan Currency: RMB*

Whether the proceeds were used to temporarily replenish liquidity during the Reporting Period  YES  No

Temporary replenishment amount –

Temporary replenishment, including but not limited to the purpose of temporary replenishment, time of commencement and return, procedures performed –

## Section IX Corporate Bonds

### 6. Compliance of proceeds

Actual use of proceeds as at the end of the Reporting Period (including actual use and temporary replenishment)	The Company raised RMB1.7 billion, of which RMB0.7 billion was used to repay the 21 GUOJUN C1 due on 25 January 2024, and RMB1 billion was used to repay the 21 GUOJUN G1 due on 15 April 2024.
Whether the actual use is consistent with the agreed use (including the agreed use in the prospectus and the use after the compliance change)	<input checked="" type="checkbox"/> YES <input type="checkbox"/> No
Whether the account management and use of the proceeds are in compliance with the regulations during the Reporting Period	<input checked="" type="checkbox"/> YES <input type="checkbox"/> No
Details of non-compliance (if any)	–
Circumstances of penalties for violations of proceeds (if any)	–
If the proceeds are in violation of regulations, whether the rectification has been completed and the rectification status (if any)	–
Whether the use of proceeds is in compliance with local government debt management regulations	<input type="checkbox"/> YES <input type="checkbox"/> No <input checked="" type="checkbox"/> N/A
The use of proceeds in violation of local government debt management regulations and rectification status (if any)	–

**Bond code: 240998.SH Abbreviation of Bonds:24 GUOJUN G1**

#### 1. Basic information

*Unit: 100 million yuan Currency: RMB*

Full name of the bond	Guotai Junan Securities Co., Ltd.'s public issuance corporate bonds for professional investor in 2024 (First Tranche)
Whether it is a special bond	<input type="checkbox"/> YES <input checked="" type="checkbox"/> No
Specific types of special bonds	–
Total amount of proceeds	50
The balance of proceeds at the end of the Reporting Period	20
The balance of special accounts for the proceeds at the end of the Reporting Period	0

## Section IX Corporate Bonds

### 2. Change and adjustment of use of proceeds

Agreed use of proceeds (please list in full)	The proceeds of RMB4 billion from this tranche will be used to repay interest-bearing debts and RMB1 billion will be used to replenish liquidity.
Whether to change and adjust the use of proceeds	<input type="checkbox"/> YES <input checked="" type="checkbox"/> No
The procedures for change and adjustment of the use of proceeds, and whether the procedures meet the stipulations in the prospectus	–
Information Disclosure on change and adjustment of the use of proceeds	–
Use of proceeds after change and adjustment and its legal compliance	–

### 3. Actual use of proceeds (excluding temporary replenishment)

*Unit: 100 million yuan Currency: RMB*

Actual use of proceeds during the Reporting Period	30
3.1.1 Amount of interest-bearing liabilities (excluding corporate bonds) repaid	20
3.1.2 Repayment status of interest-bearing debts (excluding corporate bonds)	The proceeds of RMB2 billion were used to repay interest-bearing debts.
3.2.1 Repayment amount of corporate bonds	–
3.2.2 Repayment status of corporate bonds	–
3.3.1 Replenishment amount	10
3.3.2 Replenishment position	The proceeds of RMB1 billion were used to replenish liquidity.
3.4.1 Amount of investment in fixed asset projects	–
3.4.2 Investment in fixed asset projects	–
3.5.1 Amount of equity investment, debt investment or asset acquisition	–
3.5.2 Status of equity investment, debt investment or asset acquisition	–
3.6.1 Amount for other purposes	–
3.6.2 Details of other uses	–

## Section IX Corporate Bonds

### 4. Proceeds for specific projects

- 4.1 Whether the proceeds will be used for fixed asset investment projects or other specific projects such as equity investment, debt investment or asset acquisition  YES  No
- 4.1.1 Project progress –
- 4.1.2 Project operational efficiency –
- 4.1.3 The handling of mortgage or pledge of the project (if any) –
- 4.2 Whether there were any significant changes in the project during the Reporting Period, which may affect the plan to use the proceeds  YES  No
- 4.2.1 Changes in the Project –
- 4.2.2 Procedures for implementation of project changes –
- 4.2.3 Changes in the use of proceeds after the project changes (if any) –
- 4.3 Whether the net income of the project at the end of the Reporting Period decreased by more than 50% as compared with the contents disclosed in the prospectus and other documents, or other material adverse events that may affect the actual operation of the project occurred during the Reporting Period  YES  No
- 4.3.1 Changes in net income of the project –
- 4.3.2 The impact of changes in net income of the project on the solvency of the Company and investors' interests, and response measures, etc. –
- 4.4 Other matters that need to be disclosed during construction –

# Section IX Corporate Bonds

## 5. Temporary replenishment status

Unit: 100 million yuan Currency: RMB

Whether the proceeds were used to temporarily replenish liquidity during the Reporting Period	<input checked="" type="checkbox"/> YES <input type="checkbox"/> No
Temporary replenishment amount	40
Temporary replenishment, including but not limited to the purpose of temporary replenishment, time of commencement and return, procedures performed	According to the prospectus, the Company has temporarily replenished the liquidity with the idle bond proceeds of RMB4 billion for the settlement of the Company's business operations. Among them, the Company has recovered RMB2 billion of temporary replenishment funds to the proceeds account, which was used to repay the interest-bearing debt 24 GUOTAI JUNAN CP001 due on 26 June 2024; the remaining RMB2 billion will be recovered to the proceeds account after the replenishment of liquidity. The proceeds will be used to repay the interest-bearing debt 24 GUOTAI JUNAN CP002 due on 1 August 2024.



## Section IX Corporate Bonds

### 6. Compliance of proceeds

Actual use of proceeds as at the end of the Reporting Period (including actual use and temporary replenishment)	The Company raised RMB5 billion, of which RMB2 billion was used to repay the 24 GUOTAI JUNAN CP001 due on 26 June 2024, RMB1 billion was used to replenish liquidity; RMB2 billion was used for temporary replenishment of liquidity to be repaid 24 GUOTAI JUNAN CP002 due on 1 August 2024.
Whether the actual use is consistent with the agreed use (including the agreed use in the prospectus and the use after the compliance change)	<input checked="" type="checkbox"/> YES <input type="checkbox"/> No
Whether the account management and use of the proceeds are in compliance with the regulations during the Reporting Period	<input checked="" type="checkbox"/> YES <input type="checkbox"/> No
Details of non-compliance (if any)	–
Circumstances of penalties for violations of proceeds (if any)	–
If the proceeds are in violation of regulations, whether the rectification has been completed and the rectification status (if any)	–
Whether the use of proceeds is in compliance with local government debt management regulations	<input type="checkbox"/> YES <input type="checkbox"/> No <input checked="" type="checkbox"/> N/A
The use of proceeds in violation of local government debt management regulations and rectification status (if any)	–

**Bond code: 241094.SH Abbreviation of Bonds:24 GUOJUN C1**

#### 1. Basic information

*Unit: 100 million yuan Currency: RMB*

Full name of the bond	Guotai Junan Securities Co., Ltd.'s public issuance subordinated bonds for professional investor in 2024 (First Tranche)
Whether it is a special bond	<input type="checkbox"/> YES <input checked="" type="checkbox"/> No
Specific types of special bonds	–
Total amount of proceeds	30
The balance of proceeds at the end of the Reporting Period	0
The balance of special accounts for the proceeds at the end of the Reporting Period	0

## Section IX Corporate Bonds

### 2. Change and adjustment of use of proceeds

Agreed use of proceeds (please list in full)	The proceeds of RMB3 billion will be used to replenish liquidity.
Whether to change and adjust the use of proceeds	<input type="checkbox"/> YES <input checked="" type="checkbox"/> No
The procedures for change and adjustment of the use of proceeds, and whether the procedures meet the stipulations in the prospectus	–
Information Disclosure on change and adjustment of the use of proceeds	–
Use of proceeds after change and adjustment and its legal compliance	–

### 3. Actual use of proceeds (excluding temporary replenishment)

*Unit: 100 million yuan Currency: RMB*

Actual use of proceeds during the reporting period	30
3.1.1 Amount of interest-bearing liabilities (excluding corporate bonds) repaid	–
3.1.2 Repayment status of interest-bearing debts (excluding corporate bonds)	–
3.2.1 Repayment amount of corporate bonds	–
3.2.2 Repayment status of corporate bonds	–
3.3.1 Replenishment amount	30
3.3.2 Replenishment position	The proceeds of RMB3 billion were used to replenish liquidity.
3.4.1 Amount of investment in fixed asset projects	–
3.4.2 Investment in fixed asset projects	–
3.5.1 Amount of equity investment, debt investment or asset acquisition	–
3.5.2 Status of equity investment, debt investment or asset acquisition	–
3.6.1 Amount for other purposes	–
3.6.2 Details of other uses	–

## Section IX Corporate Bonds

### 4. Proceeds for specific projects

- 4.1 Whether the proceeds will be used for fixed asset investment projects or other specific projects such as equity investment, debt investment or asset acquisition  YES  No
- 4.1.1 Project progress –
- 4.1.2 Project operational efficiency –
- 4.1.3 The handling of mortgage or pledge of the project (if any) –
- 4.2 Whether there were any significant changes in the project during the Reporting Period, which may affect the plan to use the proceeds  YES  No
- 4.2.1 Changes in the Project –
- 4.2.2 Procedures for implementation of project changes –
- 4.2.3 Changes in the use of proceeds after the project changes (if any) –
- 4.3 Whether the net income of the project at the end of the Reporting Period decreased by more than 50% as compared with the contents disclosed in the prospectus and other documents, or other material adverse events that may affect the actual operation of the project occurred during the Reporting Period  YES  No
- 4.3.1 Changes in net income of the project –
- 4.3.2 The impact of changes in net income of the project on the solvency of the Company and investors' interests, and response measures, etc. –
- 4.4 Other matters that need to be disclosed during construction –

### 5. Temporary replenishment status

*Unit: 100 million yuan Currency: RMB*

- Whether the proceeds were used to temporarily replenish liquidity during the Reporting Period  YES  No
- Temporary replenishment amount –
- Temporary replenishment, including but not limited to the purpose of temporary replenishment, time of commencement and return, procedures performed –

## Section IX Corporate Bonds

### 6. Compliance of proceeds

Actual use of proceeds as at the end of the Reporting Period (including actual use and temporary replenishment)	The proceeds of RMB3 billion were used to replenish liquidity.
Whether the actual use is consistent with the agreed use (including the agreed use in the prospectus and the use after the compliance change)	<input checked="" type="checkbox"/> YES <input type="checkbox"/> No
Whether the account management and use of the proceeds are in compliance with the regulations during the Reporting Period	<input checked="" type="checkbox"/> YES <input type="checkbox"/> No
Details of non-compliance (if any)	–
Circumstances of penalties for violations of proceeds (if any)	–
If the proceeds are in violation of regulations, whether the rectification has been completed and the rectification status (if any)	–
Whether the use of proceeds is in compliance with local government debt management regulations	<input type="checkbox"/> YES <input type="checkbox"/> No <input checked="" type="checkbox"/> N/A
The use of proceeds in violation of local government debt management regulations and rectification status (if any)	–

### (IV) Losses recorded in the consolidated statements of the Company for the Reporting Period have exceeded more than 10% of the net assets at the end of the previous year

Applicable  Not applicable

### (V) Major accounting data and financial indicators

Applicable  Not applicable

Unit: yuan Currency: RMB

Major indicator	At the end of the Reporting Period	At the end of last year	Increase/decrease at the end of the Reporting Period as compared with the end of last year (%)	Reason for change
Current ratio (%)	135	129	Increase by 6 percentage points	/
Quick ratio (%)	135	129	Increase by 6 percentage points	/
Gearing ratio (%)	74.79	76.77	Decrease by 1.98 percentage points	/

## Section IX Corporate Bonds

	<b>During the Reporting Period (January-June)</b>	<b>Corresponding period of last year</b>	<b>Increase/decrease for the Reporting Period as compared with the corresponding period of last year (%)</b>	<b>Reason for change</b>
Net profit after deducting non-recurring gains and losses attributable to shareholders of the listed company	4,556,547,297	5,410,132,160	-15.78	/
Debt-to-EBITDA ratio	0.022	0.023	-4.35	/
Interest coverage ratio	2.02	2.19	-7.76	/
Cash interest coverage ratio	1.05	2.34	-55.13	Mainly due to a decrease in net cash flow generated from operating activities period-on-period
EBITDA interest coverage ratio	2.15	2.31	-6.93	/
Loan repayment ratio (%)	100	100	-	/
Interest repayment ratio (%)	100	100	-	/

## II. CONVERTIBLE CORPORATE BONDS

Applicable     Not applicable

# Section X Interim Condensed Consolidated Financial Statements

## REPORT ON REVIEW OF INTERIM FINANCIAL REPORT

**To the board of directors of Guotai Junan Securities Co., Ltd.**

*(Established in the People's Republic of China with limited liability)*

### INTRODUCTION

We have reviewed the accompanying interim financial report set out on pages 156 to 245, which comprises the condensed consolidated statement of financial position of Guotai Junan Securities Co., Ltd. (the "Company") and its subsidiaries (collectively the "Group") as at 30 June 2024 and the related condensed consolidated income statement, the condensed consolidated statement of profit or loss and other comprehensive income, the condensed consolidated statement of changes in equity and the condensed consolidated cash flow statement for the six-month period ended at 30 June 2024 and explanatory notes. The Rules Governing the Listing of Securities on The Stock Exchange of Hong Kong Limited require the preparation of an interim financial report to be in compliance with the relevant provisions thereof and International Accounting Standard 34, Interim Financial Reporting ("IAS 34"), issued by the International Accounting Standards Board. The directors are responsible for the preparation and presentation of interim financial report in accordance with IAS 34.

Our responsibility is to form a conclusion, based on our review, on the interim financial report and to report our conclusion solely to you, as a body, in accordance with our agreed terms of engagement, and for no other purpose. We do not assume responsibility towards or accept liability to any other person for the contents of this report.

### SCOPE OF REVIEW

We conducted our review in accordance with International Standard on Review Engagements 2410, *Review of Interim Financial Information Performed by the Independent Auditor of the Entity*, issued by the International Auditing and Assurance Standards Board. A review of the interim financial report consists of making enquiries, primarily of persons responsible for financial and accounting matters, and applying analytical and other review procedures. A review is substantially less in scope than an audit conducted in accordance with International Standards on Auditing and consequently does not enable us to obtain assurance that we would become aware of all significant matters that might be identified in an audit. Accordingly we do not express an audit opinion.

### CONCLUSION

Based on our review, nothing has come to our attention that causes us to believe that the accompanying interim financial report as at 30 June 2024 is not prepared, in all material respects, in accordance with IAS 34.

#### **KPMG**

*Certified Public Accountants*

8th Floor, Prince's Building

10 Chater Road

Central, Hong Kong

29 August 2024

## Section X Interim Condensed Consolidated Financial Statements

### UNAUDITED CONDENSED CONSOLIDATED INCOME STATEMENT

For the six months ended 30 June 2024

(Expressed in thousands of Renminbi, unless otherwise stated)

	Note	Six months ended 30 June	
		2024 <i>RMB'000</i>	2023 <i>RMB'000</i>
<b>Revenue</b>			
Fee and commission income	6	<b>8,840,918</b>	9,083,938
Interest income	7	<b>7,416,964</b>	7,856,402
Net investment gains	8	<b>4,933,180</b>	5,196,607
<b>Total revenue</b>		<b>21,191,062</b>	22,136,947
Other income and gains	9	<b>4,588,066</b>	4,033,792
<b>Total revenue and other income</b>		<b>25,779,128</b>	26,170,739
Fee and commission expenses	10	<b>(2,463,855)</b>	(1,707,590)
Interest expenses	11	<b>(6,373,498)</b>	(6,317,244)
Staff costs	12	<b>(3,997,815)</b>	(4,565,859)
Depreciation and amortization expenses	13	<b>(799,424)</b>	(740,242)
Tax and surcharges		<b>(62,443)</b>	(94,181)
Other operating expenses and costs	14	<b>(5,430,887)</b>	(5,287,019)
Provision for impairment losses		<b>(25,979)</b>	(1,087)
Accrual of credit loss expense	15	<b>(236,579)</b>	(108,817)
<b>Total expenses</b>		<b>(19,390,480)</b>	(18,822,039)

The accompanying notes form part of this interim financial report.

## Section X Interim Condensed Consolidated Financial Statements

		<b>Six months ended 30 June</b>	
	Note	<b>2024</b>	2023
		<b><i>RMB'000</i></b>	<i>RMB'000</i>
<b>Operating profit</b>		<b>6,388,648</b>	7,348,700
Share of profits of associates and joint ventures		<u>130,509</u>	<u>194,618</u>
<b>Profit before income tax</b>		<b>6,519,157</b>	7,543,318
Income tax expense	16	<u>(1,203,400)</u>	<u>(1,521,331)</u>
<b>Profit for the period</b>		<b><u>5,315,757</u></b>	<b><u>6,021,987</u></b>
<b>Attributable to:</b>			
Equity holders of the Company		<b>5,016,017</b>	5,741,577
Non-controlling interests		<u>299,740</u>	<u>280,410</u>
<b>Total</b>		<b><u>5,315,757</u></b>	<b><u>6,021,987</u></b>
Earnings per share attributable to ordinary equity holders of the Company (expressed in Renminbi yuan per share)			
- Basic	18	<u>0.52</u>	<u>0.61</u>
- Diluted		<u>0.52</u>	<u>0.60</u>

The accompanying notes form part of this interim financial report.



## Section X Interim Condensed Consolidated Financial Statements

### UNAUDITED CONDENSED CONSOLIDATED STATEMENT OF PROFIT OR LOSS AND OTHER COMPREHENSIVE INCOME

For the six months ended 30 June 2024

(Expressed in thousands of Renminbi, unless otherwise stated)

	Six months ended 30 June	
	2024	2023
	<i>RMB'000</i>	<i>RMB'000</i>
<b>Profit for the period</b>	<b>5,315,757</b>	6,021,987
<b>Other comprehensive income for the period</b>		
Other comprehensive income that may be reclassified to profit or loss:		
Debt instruments at fair value through other comprehensive income		
– Net changes in fair value	<b>325,593</b>	372,553
– Changes in allowance for expected credit losses	<b>33,904</b>	53,541
– Reclassified to profit or loss	<b>(143,570)</b>	(110,854)
– Income tax impact	<b>(129,845)</b>	(73,417)
Share of other comprehensive income of associates and joint ventures		
– Share of other comprehensive income	<b>30,070</b>	13,988
Exchange differences on translation of financial statements in foreign currencies	<b>107,376</b>	445,029
Total items that may be reclassified to profit or loss	<b>223,528</b>	700,840
Other comprehensive income that will not be reclassified to profit or loss:		
Equity instruments at fair value through other comprehensive income		
– Net changes in fair value	<b>(62,829)</b>	38,509
– Income tax impact	<b>12,738</b>	(6,852)
Share of other comprehensive income of associates and joint ventures		
– Share of other comprehensive income	<b>79,585</b>	24,510
– Income tax impact	<b>-</b>	400
Total items that will not be reclassified to profit or loss	<b>29,494</b>	56,567
<b>Other comprehensive income for the period, net of tax</b>	<b>253,022</b>	757,407
<b>Total comprehensive income for the period</b>	<b>5,568,779</b>	6,779,394
<b>Attributable to:</b>		
Equity holders of the Company	<b>5,236,553</b>	6,383,856
Non-controlling interests	<b>332,226</b>	395,538
<b>Total</b>	<b>5,568,779</b>	6,779,394

The accompanying notes form part of this interim financial report.

## Section X Interim Condensed Consolidated Financial Statements

### UNAUDITED CONDENSED CONSOLIDATED STATEMENT OF FINANCIAL POSITION

As at 30 June 2024

(Expressed in thousands of Renminbi, unless otherwise stated)

	Note	As at 30 June 2024 RMB'000	As at 31 December 2023 RMB'000
<b>Non-current assets</b>			
Property and equipment	19	4,271,276	4,345,379
Investment property	20	1,053,800	1,067,254
Right-of-use assets	21	2,139,902	2,311,388
Goodwill	22	4,070,761	4,070,761
Other intangible assets	23	885,833	840,235
Investments in associates	25	7,782,847	7,556,250
Investments in joint ventures	25	5,232,850	5,234,512
Debt investments at amortised cost	26	3,411,597	3,010,433
Debt instruments at fair value through other comprehensive income	27	51,807,797	76,450,493
Equity instruments at fair value through other comprehensive income	28	5,787,070	1,806,371
Financial assets held under resale agreements	29	1,029,806	1,783,561
Financial assets at fair value through profit or loss	30	13,686,266	22,550,093
Refundable deposits	31	65,896,910	56,787,627
Deferred tax assets	32	1,757,684	2,457,519
Other non-current assets	33	230,090	199,939
<b>Total non-current assets</b>		<b>169,044,489</b>	<b>190,471,815</b>

The accompanying notes form part of this interim financial report.

## Section X Interim Condensed Consolidated Financial Statements

		As at <b>30 June</b> <b>2024</b> <i>RMB'000</i>	As at 31 December 2023 <i>RMB'000</i>
	Note		
<b>Current assets</b>			
Accounts receivable	34	13,955,755	16,823,117
Other current assets	35	2,353,629	2,409,925
Margin accounts receivable	36	82,946,917	89,753,965
Debt investments at amortised cost	26	391,586	604,110
Debt instruments at fair value through other comprehensive income	27	22,187,273	17,696,292
Equity instruments at fair value through other comprehensive income	28	-	69,309
Financial assets held under resale agreements	29	61,624,024	67,882,530
Financial assets at fair value through profit or loss	30	336,629,713	350,024,147
Derivative financial assets	37	13,721,475	9,672,698
Clearing settlement funds	38	5,865,964	7,315,428
Cash held on behalf of brokerage customers	39	153,850,745	141,939,238
Cash and bank balances	40	<u>35,488,036</u>	<u>30,739,910</u>
<b>Total current assets</b>		<u><b>729,015,117</b></u>	<u>734,930,669</u>
<b>Total assets</b>		<u><b>898,059,606</b></u>	<u>925,402,484</u>
<b>Current liabilities</b>			
Loans and borrowings	41	12,622,787	11,661,690
Short-term debt instruments	42	22,621,730	19,372,094
Placements from other financial institutions	43	8,748,831	11,744,902
Accounts payable to brokerage customers	44	204,229,440	178,055,072
Employee benefits payable	45	5,997,895	7,728,844
Income tax payable		421,115	1,078,951
Financial assets sold under repurchase agreements	46	178,488,143	216,829,590
Financial liabilities at fair value through profit or loss	47	54,025,932	57,623,628
Derivative financial liabilities	37	12,186,286	11,488,606
Bonds payable	48	34,539,894	32,443,108
Contract liabilities	49	42,686	80,141
Lease liabilities	50	564,624	615,271
Other current liabilities	51	<u>80,293,329</u>	<u>82,087,047</u>
<b>Total current liabilities</b>		<u><b>614,782,692</b></u>	<u>630,808,944</u>
<b>Net current assets</b>		<u><b>114,232,425</b></u>	<u>104,121,725</u>
<b>Total assets less current liabilities</b>		<u><b>283,276,914</b></u>	<u>294,593,540</u>

The accompanying notes form part of this interim financial report.

## Section X Interim Condensed Consolidated Financial Statements

	Note	As at 30 June 2024 RMB'000	As at 31 December 2023 RMB'000
<b>Non-current liabilities</b>			
Loans and borrowings	41	544,479	549,552
Bonds payable	48	96,974,767	101,582,435
Lease liabilities	50	1,086,390	1,214,080
Deferred tax liabilities	32	331,401	155,141
Financial liabilities at fair value through profit or loss	47	9,062,718	17,200,633
Other non-current liabilities	52	465,099	513,689
<b>Total non-current liabilities</b>		<b>108,464,854</b>	<b>121,215,530</b>
<b>Net assets</b>		<b>174,812,060</b>	<b>173,378,010</b>
<b>Equity</b>			
Share capital	53	8,903,731	8,904,611
Other equity instruments	54	19,918,679	19,918,679
Treasury shares		(178,059)	(361,484)
Reserves	55	80,381,834	80,001,204
Retained profits	55	59,070,082	58,506,243
Equity attributable to equity holders of the Company		168,096,267	166,969,253
Non-controlling interests		6,715,793	6,408,757
<b>Total equity</b>		<b>174,812,060</b>	<b>173,378,010</b>

Approved and authorized for issue by the Board of Directors on 29 August 2024.

**Zhu Jian**

*Chairman*

**Li Junjie**

*Executive Director*

The accompanying notes form part of this interim financial report.

## Section X Interim Condensed Consolidated Financial Statements

### UNAUDITED CONDENSED CONSOLIDATED STATEMENT OF CHANGES IN EQUITY

For the six months ended 30 June 2024

(Expressed in thousands of Renminbi, unless otherwise stated)

	Attributable to equity holders of the Company (Unaudited)											
	Share capital <i>RMB'000</i>	Reserves									Non- controlling interests <i>RMB'000</i>	Total equity <i>RMB'000</i>
		Other equity instruments <i>RMB'000</i>	Capital reserve <i>RMB'000</i>	Investment revaluation <i>RMB'000</i>	Translation reserve <i>RMB'000</i>	Surplus reserve <i>RMB'000</i>	General reserve <i>RMB'000</i>	Treasury shares <i>RMB'000</i>	Retained profits <i>RMB'000</i>	Total <i>RMB'000</i>		
(Unaudited)												
At 1 January 2024	8,904,611	19,918,679	47,315,448	(338,505)	494,968	7,172,530	25,356,763	(361,484)	58,506,243	166,969,253	6,408,757	173,378,010
Profit for the period	-	-	-	-	-	-	-	-	5,016,017	5,016,017	299,740	5,315,757
Other comprehensive income for the period	-	-	-	139,693	80,843	-	-	-	-	220,536	32,486	253,022
Total comprehensive income for the period	-	-	-	139,693	80,843	-	-	-	5,016,017	5,236,553	332,226	5,568,779
Appropriation to general reserve	-	-	-	-	-	-	127,754	-	(127,754)	-	-	-
Dividends (Note 17)	-	-	-	-	-	-	-	-	(3,561,492)	(3,561,492)	-	(3,561,492)
Distribution to other equity instrument holders (Note 17)	-	-	-	-	-	-	-	-	(758,500)	(758,500)	-	(758,500)
Distribution to non-controlling shareholders and other equity instrument holders of subsidiaries	-	-	-	-	-	-	-	-	-	-	(19,846)	(19,846)
Other comprehensive income that has been reclassified to retained profits	-	-	-	4,432	-	-	-	-	(4,432)	-	-	-
Equity-settled share-based payments	-	-	27,208	-	-	-	-	183,425	-	210,633	-	210,633
Shares repurchased	-	-	-	-	-	-	-	(5,552)	-	(5,552)	-	(5,552)
Deregistration of treasury shares	(880)	-	(4,672)	-	-	-	-	5,552	-	-	-	-
Others	-	-	5,372	-	-	-	-	-	-	5,372	(5,344)	28
At 30 June 2024	<u>8,903,731</u>	<u>19,918,679</u>	<u>47,343,356</u>	<u>(194,380)</u>	<u>575,811</u>	<u>7,172,530</u>	<u>25,484,517</u>	<u>(178,059)</u>	<u>59,070,082</u>	<u>168,096,267</u>	<u>6,715,793</u>	<u>174,812,060</u>

The accompanying notes form part of this interim financial report.

## Section X Interim Condensed Consolidated Financial Statements

Attributable to equity holders of the Company (Unaudited)

	Reserves											
	Share capital	Other equity instruments	Capital reserve	Investment revaluation	Translation reserve	Surplus reserve	General reserve	Treasury shares	Retained profits	Total	Non-controlling interests	Total equity
(Unaudited)												
At 1 January 2023	8,906,673	16,046,936	46,069,062	(711,715)	347,433	7,172,530	23,597,664	(393,371)	56,683,126	157,718,338	6,127,121	163,845,459
Profit for the period	-	-	-	-	-	-	-	-	5,741,577	5,741,577	280,410	6,021,987
Other comprehensive income for the period	-	-	-	310,367	331,912	-	-	-	-	642,279	115,128	757,407
Total comprehensive income for the period	-	-	-	310,367	331,912	-	-	-	5,741,577	6,383,856	395,538	6,779,394
Issue of perpetual bonds	-	5,000,000	(21,981)	-	-	-	-	-	-	4,978,019	-	4,978,019
Appropriation to general reserve	-	-	-	-	-	-	127,365	-	(127,365)	-	-	-
Dividends (Note 17)	-	-	-	-	-	-	-	-	(4,719,401)	(4,719,401)	-	(4,719,401)
Distribution to other equity instrument holders (Note 17)	-	-	-	-	-	-	-	-	(758,500)	(758,500)	-	(758,500)
Distribution to non-controlling shareholders and other equity instrument holders of subsidiaries	-	-	-	-	-	-	-	-	-	-	(242,006)	(242,006)
Other comprehensive income that has been reclassified to retained profits	-	-	-	2,370	-	-	-	-	(2,370)	-	-	-
Conversion of convertible bonds	24	(67)	483	-	-	-	-	-	-	440	-	440
Equity-settled share-based payments	-	-	74,091	-	-	-	-	31,887	-	105,978	-	105,978
Shares repurchased	-	-	-	-	-	-	-	(14,188)	-	(14,188)	-	(14,188)
Deregistration of treasury shares	(2,157)	-	(12,031)	-	-	-	-	14,188	-	-	-	-
Others	-	-	1,306	-	-	-	-	-	-	1,306	(1,217)	89
At 30 June 2023	8,904,540	21,046,869	46,110,930	(398,978)	679,345	7,172,530	23,725,029	(361,484)	56,817,067	163,695,848	6,279,436	169,975,284

The accompanying notes form part of this interim financial report.

## Section X Interim Condensed Consolidated Financial Statements

### UNAUDITED CONDENSED CONSOLIDATED CASH FLOW STATEMENT

For the six months ended 30 June 2024

(Expressed in thousands of Renminbi, unless otherwise stated)

	Note	Six months ended 30 June	
		2024 (Unaudited) RMB'000	2023 (Unaudited) RMB'000
<b>Cash flows from operating activities:</b>			
Profit before income tax		6,519,157	7,543,318
<b>Adjustments for:</b>			
Interest expenses		6,373,498	6,317,244
Share of profits of associates and joint ventures		(130,509)	(194,618)
Depreciation and amortization		799,424	740,242
Provision for impairment losses		25,979	1,087
Accrual of credit loss expense		236,579	108,817
Net losses on disposal of property and equipment		347	1,428
Foreign exchange gains		(131,837)	(134,644)
Net realized gains from financial instruments		(149,994)	(2,237)
Interest income from debt investments at amortised cost		(54,033)	(49,501)
Dividend and interest income from financial assets at fair value through other comprehensive income		(1,119,220)	(965,525)
Interest income from time deposits, loans and receivables		(850,976)	(672,339)
Unrealized fair value changes in financial instruments at fair value through profit or loss		711,430	(2,569,849)
Unrealized fair value changes in derivatives		(2,832,018)	(848,292)
Interest income from general risk reserve deposits		(2,945)	-
		<u>9,394,882</u>	<u>9,275,131</u>

The accompanying notes form part of this interim financial report.

## Section X Interim Condensed Consolidated Financial Statements

	Note	Six months ended 30 June	
		2024	2023
		(Unaudited) RMB'000	(Unaudited) RMB'000
<b>Increase in refundable deposits</b>		<b>(9,104,759)</b>	(2,170,919)
Decrease/(Increase) in margin accounts receivable		<b>6,716,189</b>	(1,885,461)
Decrease/(Increase) in accounts receivable, other current assets and other non-current assets		<b>3,015,219</b>	(724,997)
Decrease/(Increase) in financial assets held under resale agreements		<b>3,667,709</b>	(1,606,346)
Decrease/(Increase) in financial instruments at fair value through profit or loss and derivative financial instruments		<b>8,853,783</b>	(29,898,226)
Increase in cash held on behalf of brokerage customers		<b>(11,871,051)</b>	(5,884,373)
Increase in accounts payable to brokerage customers		<b>26,090,633</b>	10,675,379
(Decrease)/Increase in other liabilities		<b>(2,042,276)</b>	14,988,254
Decrease in employee benefits payable		<b>(1,730,949)</b>	(1,847,881)
(Decrease)/Increase in financial assets sold under repurchase agreements		<b>(38,120,661)</b>	12,401,987
(Decrease)/Increase in placements from other financial institutions		<b>(2,984,523)</b>	2,058,950
Increase in general risk reserve		<b>(146,850)</b>	–
Cash (used in)/generated from operations		<b>(8,262,654)</b>	5,381,498
Income taxes paid		<b>(1,159,035)</b>	(1,735,957)
Interest paid		<b>(3,260,679)</b>	(3,367,920)
Net cash (used in)/generated from operating activities		<b>(12,682,368)</b>	277,621

The accompanying notes form part of this interim financial report.



## Section X Interim Condensed Consolidated Financial Statements

	<b>Six months ended 30 June</b>	
Note	<b>2024</b>	2023
	<b>(Unaudited)</b>	(Unaudited)
	<b>RMB'000</b>	RMB'000
<b>Cash flows from investing activities:</b>		
Proceeds from disposal of financial assets at fair value through other comprehensive income and other investments	<b>45,009,360</b>	21,520,082
Dividends and interest received from financial assets at fair value through other comprehensive income and other investments	<b>2,856,344</b>	1,524,251
Proceeds from disposal of property and equipment, other intangible assets and other non-current assets	<b>3,223</b>	5,372
Purchases of financial assets at fair value through other comprehensive income and other investments	<b>(29,704,136)</b>	(29,354,260)
Purchases of property and equipment, other intangible assets and other non-current assets	<b>(484,718)</b>	(442,190)
Net cash generated from/(used in) investing activities	<b>17,680,073</b>	(6,746,745)
<b>Cash flows from financing activities:</b>		
Proceeds from issuance of bonds payable	<b>12,898,759</b>	18,985,097
Proceeds from issuance of short-term debt instruments	<b>16,147,668</b>	21,581,891
Proceeds from issuance of a perpetual bond	-	5,000,000
Proceeds from loans and borrowings	<b>48,766,213</b>	57,863,448
Repayment of debt securities issued	<b>(28,484,700)</b>	(17,936,690)
Repayment of loans and borrowings	<b>(47,896,877)</b>	(59,488,569)
Interest paid	<b>(3,023,753)</b>	(2,198,902)
Dividends paid	<b>(3,908,281)</b>	(4,887,185)
Capital element of lease rentals paid	<b>(351,230)</b>	(330,230)
Interest element of lease rentals paid	<b>(30,327)</b>	(33,166)
Repurchase of shares	<b>(5,552)</b>	(14,188)
Net cash (used in)/generated from financing activities	<b>(5,888,080)</b>	18,541,506
Net (decrease)/increase in cash and cash equivalents	<b>(890,375)</b>	12,072,382
Cash and cash equivalents at the beginning of the period	<b>76,919,576</b>	80,540,349
Effect of foreign exchange rate changes	<b>51,224</b>	370,193
Cash and cash equivalents at the end of the period	<b>76,080,425</b>	92,982,924

56

The accompanying notes form part of this interim financial report.

# Section X Interim Condensed Consolidated Financial Statements

## NOTES TO THE UNAUDITED CONDENSED CONSOLIDATED INTERIM FINANCIAL STATEMENTS

For the six months ended 30 June 2024

(Expressed in thousands of Renminbi, unless otherwise stated)

### 1 CORPORATE INFORMATION

On 25 September 1992, with the approval of the People's Bank of China (the "PBOC"), Guotai Securities Co., Ltd. (國泰證券有限公司) was established in Shanghai, the People's Republic of China (the "PRC"). On 12 October 1992, with the approval of the PBOC, Junan Securities Co., Ltd. (君安證券有限責任公司) was established in Shenzhen, the PRC. On 20 May 1999, as approved by the China Securities Regulatory Commission (the "CSRC"), Guotai Securities Co., Ltd. Merged with Junan Securities Co., Ltd. To set up a new company, Guotai Junan Securities Co., Ltd. (國泰君安證券股份有限公司) (the "Company") in Shanghai, the PRC. On 13 August 2001, the Company spun off its non-security business and related assets and liabilities to a newly established company, and continued to use the name of Guotai Junan Securities Co., Ltd. (國泰君安證券股份有限公司).

The Company publicly issued A shares and was listed on the Shanghai Stock Exchange on 26 June 2015, with the stock code 601211. On 11 April 2017, the Company issued H shares which are listed on the Main Board of the Stock Exchange of Hong Kong Limited (the "Hong Kong Stock Exchange"), with the stock code 02611.

The registered office of the Company is located at No. 618 Shangcheng Road, China (Shanghai) Pilot Free-Trade Zone, Shanghai, PRC.

The Group is principally engaged in securities brokerage, securities proprietary trading, securities underwriting and sponsorship, securities investment consultation, the financial advisory business relating to securities trading and securities investment, margin financing and securities lending, the agency sale of securities investment funds, the agency sale of financial products, introducing brokerage for futures companies, asset management, fund management, commodity futures brokerage, financial futures brokerage, futures investment consulting, equity investment, venture capital, investment management, investment consultation and other business activities approved by the CSRC.

## Section X Interim Condensed Consolidated Financial Statements

### 2 BASIS OF ACCOUNTING

These interim financial statements for the six months ended 30 June 2024 have been prepared in accordance with *International Accounting Standard 34, Interim Financial Reporting* (“IAS 34”), and should be read in conjunction with the Group’s last annual consolidated financial statements as at and for the year ended 31 December 2023 (‘last annual financial statements’). They do not include all of the information required for a complete set of financial statements prepared in accordance with IFRS Standards. However, selected explanatory notes are included to explain events and transactions that are significant to an understanding of the changes in the Group’s financial position and performance since the last annual financial statements.

The financial information relating to the financial year ended 31 December 2023 that is included in the interim financial statements as comparative information does not constitute the Company’s annual consolidated financial statements but is derived from those financial statements.

These interim financial statements were authorised for issue by the Company’s board of directors on 29 August 2024.

### 3 USE OF JUDGMENTS AND ESTIMATES

In preparing these interim financial statements, management has made judgements and estimates that affect the application of accounting policies and the reported amounts of assets and liabilities, income and expense. Actual results may differ from these estimates.

The significant judgements made by management in applying the Group’s accounting policies and the key sources of estimation uncertainty were the same as those described in the last annual financial statements.

### 4 CHANGES IN ACCOUNTING POLICIES

Except as described below, the accounting policies applied in these interim financial statements are the same as those applied in the Groups consolidated financial statements as at and for the year ended 31 December 2023.

The Group has adopted Classification of Liabilities as Current or Non-current and Non-current Liabilities with Covenants-Amendments to IAS 1, as issued in 2020 and 2022. The amendments apply retrospectively for annual reporting periods beginning on or after 1 January 2024. They clarify certain requirements for determining whether a liability should be classified as current or non-current and require new disclosures for non-current liabilities that are subject to covenants within 12 months after the reporting period.

None of these amendments have had a material effect on how the group’s results and financial position for the current or prior periods have been prepared or presented in this interim financial report. The group has not applied any new standard or interpretation that is not yet effective for the current accounting period.

## Section X Interim Condensed Consolidated Financial Statements

### 5 SEGMENT REPORTING

The Group is organized into business units based on their products and services and has six reportable operating segments as follows.

- (1) The wealth management segment, which mainly provides securities and futures brokerage, financial products, investment advisory, stock pledging, margin financing and securities lending, agreed securities repurchase and other services to clients;
- (2) The investment banking segment, which primarily includes sponsorship, equity underwriting, debt underwriting, structured debt financing, M&A financial advisory services and diversified corporate solutions to corporate and government clients;
- (3) The institutional and trading segment, mainly consists of research, institutional brokerage, trading and investment and equity investment. Among which, institutional brokerage mainly provides prime brokers, seat leasing, custody and outsourcing, QFII and other services to institutional clients; our trading and investment business mainly includes investment transactions in stocks, fixed income, foreign exchange, large commodities and their derivative financial instruments, as well as providing integrated financial solutions for clients' investment, financing and risk management;
- (4) The investment management segment, which primarily includes asset management and fund management services to institutions and individuals;
- (5) In respect of international business, the Group built an international business platform around Guotai Junan Financial Holdings, and conducts brokerage, corporate finance, asset management, loans and financing services, as well as financial products, market making and investment businesses mainly through Guotai Junan International in Hong Kong, and has expanded its business presence into the United States, Europe, Southeast Asia and other regions;
- (6) The other segment include government grant and other general operating expenses.

## Section X Interim Condensed Consolidated Financial Statements

### 5 SEGMENT REPORTING (continued)

#### (a) Operating segments

	Six months ended 30 June 2024						
	Wealth management	Investment banking	Institutional and trading	Investment management	International business	Other	Total
	RMB'000	RMB'000	RMB'000	RMB'000	RMB'000	RMB'000	RMB'000
<b>Unaudited</b>							
Segment total revenue and other income							
Fee and commission income	4,374,947	1,106,077	1,112,875	1,933,510	313,509	-	8,840,918
Interest income	4,391,493	-	1,789,957	61,536	1,173,911	67	7,416,964
Net investment gains	-	-	3,011,261	78,588	1,843,331	-	4,933,180
Other income and gains	-	-	3,831,572	42,507	72,129	641,858	4,588,066
Total revenue and other income	<u>8,766,440</u>	<u>1,106,077</u>	<u>9,745,665</u>	<u>2,116,141</u>	<u>3,402,880</u>	<u>641,925</u>	<u>25,779,128</u>
Segment expenses	(6,820,705)	(728,210)	(7,106,568)	(1,171,348)	(2,621,288)	(942,361)	(19,390,480)
Including: Interest expenses	(2,010,468)	-	(2,518,045)	(5,014)	(1,837,731)	(2,240)	(6,373,498)
Credit loss expense	(184,565)	-	(30,549)	342	(21,807)	-	(236,579)
Segment operating profit	1,945,735	377,867	2,639,097	944,793	781,592	(300,436)	6,388,648
Share of profit of associates and joint ventures	-	-	115,062	15,447	-	-	130,509
Segment profit before income tax	1,945,735	377,867	2,754,159	960,240	781,592	(300,436)	6,519,157
Income tax expense							(1,203,400)
Profit for the period							<u>5,315,757</u>
As at 30 June 2024							
Segment total assets	<u>281,090,082</u>	<u>1,995,693</u>	<u>425,952,727</u>	<u>27,485,927</u>	<u>157,650,214</u>	<u>3,884,963</u>	<u>898,059,606</u>
Segment total liabilities	<u>236,273,263</u>	<u>1,424,927</u>	<u>343,513,729</u>	<u>3,184,056</u>	<u>137,592,702</u>	<u>1,258,869</u>	<u>723,247,546</u>
Six months ended 30 June 2024							
Other segment information:							
Depreciation and amortization expenses	287,439	2,041	435,574	28,107	42,290	3,973	799,424
Capital expenditure	<u>174,284</u>	<u>1,237</u>	<u>264,103</u>	<u>17,042</u>	<u>25,642</u>	<u>2,410</u>	<u>484,718</u>

## Section X Interim Condensed Consolidated Financial Statements

### 5 SEGMENT REPORTING (continued)

#### (a) Operating segments (continued)

	Six months ended 30 June 2023						
	Wealth management	Investment banking	Institutional and trading	Investment management	International business	Other	Total
	RMB'000	RMB'000	RMB'000	RMB'000	RMB'000	RMB'000	RMB'000
<b>Unaudited</b>							
Segment total revenue and other income							
Fee and commission income	3,850,071	1,514,167	1,346,758	2,091,145	281,797	-	9,083,938
Interest income	5,285,438	-	1,736,078	67,123	767,718	45	7,856,402
Net investment gains	-	-	4,056,601	225,176	914,830	-	5,196,607
Other income and gains	-	-	3,292,806	65,200	111,421	564,365	4,033,792
Total revenue and other income	<u>9,135,509</u>	<u>1,514,167</u>	<u>10,432,243</u>	<u>2,448,644</u>	<u>2,075,766</u>	<u>564,410</u>	<u>26,170,739</u>
Segment expenses	(6,665,518)	(998,012)	(6,970,454)	(1,551,523)	(1,698,773)	(937,759)	(18,822,039)
Including: Interest expenses	(2,580,606)	-	(2,705,823)	(5,918)	(998,342)	(26,555)	(6,317,244)
Credit loss expense	(40,546)	-	(30,940)	-	(37,331)	-	(108,817)
Segment operating profit	2,469,991	516,155	3,461,789	897,121	376,993	(373,349)	7,348,700
Share of profit of associates and joint ventures	-	-	83,142	111,476	-	-	194,618
Segment profit before income tax	2,469,991	516,155	3,544,931	1,008,597	376,993	(373,349)	7,543,318
Income tax expense							<u>(1,521,331)</u>
Profit for the period							<u>6,021,987</u>
As at 31 December 2023							
Segment total assets	<u>272,168,189</u>	<u>5,126,532</u>	<u>481,152,823</u>	<u>26,978,074</u>	<u>136,150,127</u>	<u>3,826,739</u>	<u>925,402,484</u>
Segment total liabilities	<u>224,133,960</u>	<u>2,102,600</u>	<u>404,802,212</u>	<u>3,573,287</u>	<u>115,770,984</u>	<u>1,641,431</u>	<u>752,024,474</u>
Six months ended 30 June 2023							
Other segment information:							
Depreciation and amortization expenses	250,870	2,341	419,928	24,879	38,828	3,396	740,242
Capital expenditure	<u>149,859</u>	<u>1,398</u>	<u>250,848</u>	<u>14,862</u>	<u>23,194</u>	<u>2,029</u>	<u>442,190</u>

## Section X Interim Condensed Consolidated Financial Statements

### 5 SEGMENT REPORTING *(continued)*

#### (b) Geographical segments

	<b>Six months ended 30 June</b>	
	<b>2024</b>	2023
	<b>(Unaudited)</b>	<i>(Unaudited)</i>
	<b>RMB'000</b>	<i>RMB'000</i>
Revenue		
Mainland, China	<b>17,860,311</b>	20,172,602
Hong Kong, China and overseas	<b>3,330,751</b>	1,964,345
Total	<b><u>21,191,062</u></b>	<u>22,136,947</u>

The Group's non-current assets are mainly located in Mainland China (country of domicile).

#### (c) Information about a major customer

The Group has no single customer which contributed to 10 percent or more of the Group's revenue for the six months ended 30 June 2024 and 2023.

### 6 FEE AND COMMISSION INCOME

#### (a) Revenue streams

	<b>Six months ended 30 June</b>	
	<b>2024</b>	2023
	<b>(Unaudited)</b>	<i>(Unaudited)</i>
	<b>RMB'000</b>	<i>RMB'000</i>
Brokerage and investment consulting business	<b>3,447,407</b>	3,957,833
Futures brokerage business	<b>2,044,887</b>	1,190,617
Asset management business	<b>1,925,568</b>	2,089,888
Underwriting and sponsorship business	<b>1,146,119</b>	1,491,317
Financial advisory business	<b>64,501</b>	100,044
Others	<b>212,436</b>	254,239
Total	<b><u>8,840,918</u></b>	<u>9,083,938</u>

Fee and commission income represented the Group's revenue from contracts with customers.

## Section X Interim Condensed Consolidated Financial Statements

### 6 FEE AND COMMISSION INCOME (continued)

#### (b) Disaggregation of revenue

In the following table, fee and commission income are disaggregated by timing of revenue recognition:

	Six months ended 30 June 2024		Six months ended 30 June 2023	
	At a point in time RMB'000	Over time RMB'000	At a point in time RMB'000	Over time RMB'000
Brokerage and investment consulting business	3,447,407	-	3,957,833	-
Futures brokerage business	2,044,887	-	1,190,617	-
Asset management business	-	1,925,568	-	2,089,888
Underwriting and sponsorship business	1,146,119	-	1,491,317	-
Financial advisory business	64,501	-	100,044	-
Others	24,889	187,547	37,655	216,584
Total	<u>6,727,803</u>	<u>2,113,115</u>	<u>6,777,466</u>	<u>2,306,472</u>

### 7 INTEREST INCOME

	Six months ended 30 June	
	2024 (Unaudited) RMB'000	2023 (Unaudited) RMB'000
Deposits in financial institutions	2,743,470	2,619,406
Margin financing and securities lending	2,636,929	3,082,761
Debt instruments at fair value through other comprehensive income	1,067,226	932,654
Stock-pledged financing and securities repurchase	589,941	709,693
Other financial assets held under resale agreements	306,521	431,999
Debt investments at amortised cost	54,033	49,501
Others	18,844	30,388
Total	<u>7,416,964</u>	<u>7,856,402</u>



## Section X Interim Condensed Consolidated Financial Statements

### 8 NET INVESTMENT GAINS

	<b>Six months ended 30 June</b>	
	<b>2024</b>	2023
	<b>(Unaudited)</b>	(Unaudited)
	<b>RMB'000</b>	RMB'000
Dividend and other income		
Financial instruments at fair value through profit or loss	<b>3,843,748</b>	2,774,666
Equity instruments at fair value through other comprehensive income	<b>51,994</b>	32,871
Net realized (losses)/gains		
Financial instruments at fair value through profit or loss	<b>(6,658,557)</b>	897,446
Debt instruments at fair value through other comprehensive income	<b>149,994</b>	2,237
Derivative financial instruments	<b>5,426,981</b>	(1,930,383)
Unrealized (losses)/gains		
Financial assets at fair value through profit or loss	<b>(770,498)</b>	2,535,081
Financial liabilities at fair value through profit or loss	<b>59,068</b>	34,768
Derivative financial instruments	<b>2,832,018</b>	848,292
Others	<b>(1,568)</b>	1,629
Total	<b><u>4,933,180</u></b>	<u>5,196,607</u>

### 9 OTHER INCOME AND GAINS

	<b>Six months ended 30 June</b>	
	<b>2024</b>	2023
	<b>(Unaudited)</b>	(Unaudited)
	<b>RMB'000</b>	RMB'000
Income from bulk commodity trading	<b>3,753,000</b>	3,251,166
Government grants <sup>(1)</sup>	<b>565,008</b>	491,788
Foreign exchange gains	<b>131,837</b>	134,644
Others	<b>138,221</b>	156,194
Total	<b><u>4,588,066</u></b>	<u>4,033,792</u>

(1) The government grants were received unconditionally by the Company and its subsidiaries from the local government where they reside.

## Section X Interim Condensed Consolidated Financial Statements

### 10 FEE AND COMMISSION EXPENSES

	Six months ended 30 June	
	2024	2023
	(Unaudited) RMB'000	(Unaudited) RMB'000
Futures brokerage business	1,593,850	721,837
Brokerage and investment consulting business	778,966	884,123
Underwriting and sponsorship business	44,723	42,832
Others	46,316	58,798
Total	<u>2,463,855</u>	<u>1,707,590</u>

### 11 INTEREST EXPENSES

	Six months ended 30 June	
	2024	2023
	(Unaudited) RMB'000	(Unaudited) RMB'000
Financial assets sold under repurchase agreements	2,401,655	2,111,514
Bonds payable	2,100,368	2,276,704
Loans and borrowings	706,965	326,654
Accounts payable to brokerage customers	524,655	567,394
Short-term debt instruments	294,828	369,290
Placements from other financial institutions	203,979	485,827
Securities lending	60,273	91,702
Lease liabilities	30,327	33,166
Others	50,448	54,993
Total	<u>6,373,498</u>	<u>6,317,244</u>

## Section X Interim Condensed Consolidated Financial Statements

### 12 STAFF COSTS

	<b>Six months ended 30 June</b>	
	<b>2024</b>	2023
	<b>(Unaudited)</b>	<i>(Unaudited)</i>
	<b>RMB'000</b>	<i>RMB'000</i>
Salaries, bonuses and allowances	<b>3,168,011</b>	3,833,531
Contributions to defined contribution schemes	<b>352,700</b>	299,467
Other social welfare	<b>477,104</b>	432,861
Total	<b><u>3,997,815</u></b>	<u>4,565,859</u>

The employees of the Group in Mainland China participate in state-managed retirement benefit schemes operated by the respective local governments in Mainland China.

The Group also operates a defined contribution Mandatory Provident Fund retirement benefit scheme under the Mandatory Provident Fund Schemes Ordinance for all of its qualified employees in Hong Kong.

Apart from participating in various defined contribution retirement benefit schemes organized by municipal and provincial governments in Mainland China, the Group is also required to make monthly contributions to annuity plans for the period.

The Group currently has no additional significant cost for the payment of retirement and other post-retirement benefits of employees other than the monthly contributions described above. The Group's contributions to these pension plans are charged to profit or loss in the period to which they relate.

### 13 DEPRECIATION AND AMORTIZATION EXPENSES

	<b>Six months ended 30 June</b>	
	<b>2024</b>	2023
	<b>(Unaudited)</b>	<i>(Unaudited)</i>
	<b>RMB'000</b>	<i>RMB'000</i>
Depreciation of right-of-use assets	<b>345,571</b>	334,774
Depreciation of property and equipment	<b>292,973</b>	262,431
Amortization of other intangible assets	<b>138,731</b>	120,226
Depreciation of investment property	<b>13,454</b>	13,454
Amortization of long-term deferred expenses	<b>8,695</b>	9,357
Total	<b><u>799,424</u></b>	<u>740,242</u>

## Section X Interim Condensed Consolidated Financial Statements

### 14 OTHER OPERATING EXPENSES AND COSTS

	Six months ended 30 June	
	2024	2023
	(Unaudited) RMB'000	(Unaudited) RMB'000
Cost of bulk commodity trading	3,642,561	3,259,792
Products distribution expenses	455,250	529,431
Stock exchange management fees	154,845	148,234
Consulting fees	154,350	164,640
Electronic device operating expenditure	141,710	119,730
Software-related expenses	125,614	133,391
Business travel expenses	122,669	134,670
Marketing and advertising expenses	95,221	116,206
Administrative operating expenses	87,411	109,087
Auditors' remuneration	6,298	6,960
Others	444,958	564,878
Total	<u>5,430,887</u>	<u>5,287,019</u>

### 15 CREDIT LOSS EXPENSE

	Six months ended 30 June	
	2024	2023
	(Unaudited) RMB'000	(Unaudited) RMB'000
Financial assets held under resale agreements	114,714	15,519
Margin accounts receivable	78,742	41,650
Others	43,123	51,648
Total	<u>236,579</u>	<u>108,817</u>

## Section X Interim Condensed Consolidated Financial Statements

### 16 INCOME TAX EXPENSE

	<b>Six months ended 30 June</b>	
	<b>2024</b>	2023
	<b>(Unaudited)</b>	<i>(Unaudited)</i>
	<b>RMB'000</b>	<i>RMB'000</i>
Current tax		
Mainland China income tax	<b>344,160</b>	536,375
Hong Kong profits tax	<b>103,870</b>	74,871
Deferred tax	<b>755,370</b>	910,085
Total tax charges for the period	<b><u>1,203,400</u></b>	<u>1,521,331</u>

According to the PRC Corporate Income Tax ("CIT") Law that took effect on 1 January 2008, the Company and the Company's subsidiaries in Mainland China are subject to CIT at the statutory tax rate of 25%.

For the Company's subsidiaries in Hong Kong, Hong Kong profits tax has been provided at the rate of 16.5% on the estimated assessable profits for the period.

### 17 DIVIDENDS

	<b>Six months ended 30 June</b>	
	<b>2024</b>	2023
	<b>(Unaudited)</b>	<i>(Unaudited)</i>
	<b>RMB'000</b>	<i>RMB'000</i>
Distribution to ordinary shares <sup>(1)</sup>	<b><u>3,561,492</u></b>	<u>4,719,401</u>
Distribution to other equity instrument holders <sup>(2)</sup>	<b><u>758,500</u></b>	<u>758,500</u>

(1) Pursuant to the resolution of the meeting of shareholders held on 21 May 2024, the Company distributed cash dividends of RMB4.0 for every 10 shares (tax included) for the year ended 31 December 2023.

Pursuant to the resolution of the meeting of shareholders held on 29 May 2023, the Company distributed cash dividends of RMB5.3 for every 10 shares (tax included) for the year ended 31 December 2022.

(2) The dividend distributions by the Company triggered the mandatory interest payment event for perpetual subordinated bonds. As at 30 June 2024, the Company has recognized the dividend payable to other equity instrument holders of RMB759 million (31 December 2023: RMB759 million).

## Section X Interim Condensed Consolidated Financial Statements

### 17 DIVIDENDS *(continued)*

- (3) Pursuant to the resolution of the 14th meeting of the 6th term of the Board held on 29 August 2024, the Board has proposed the interim profit distribution plan for the period ended 30 June 2024 as follows: based on the total share capital of the Company on the record date of dividend distribution, the Company shall distribute cash dividends of RMB0.15 for every share (tax included). Based on the total share capital of the Company, being 8,903,730,620 shares on 30 June 2024, RMB1,336 million of dividends would be distributed.

### 18 EARNINGS PER SHARE ATTRIBUTABLE TO ORDINARY EQUITY HOLDERS OF THE COMPANY

The calculation of the basic earnings per share amount is based on the profit for the period attributable to ordinary equity holders of the Company by the weighted average number of ordinary shares in issue during the period. The newly issued shares are calculated in accordance with the conditions stated in the issuance agreement, starting from the consideration receivable date (usually the issuance date).

The numerator of the diluted earnings per share amount is based on the profit for the period attributable to ordinary equity holders of the Company, adjusted to reflect (1) the expenses and the tax impact from the conversion of dilutive potential ordinary shares into ordinary shares, (2) dividend paid to shareholders under the restricted share incentive scheme of A shares.

The denominator of the diluted earnings per share amount is the total number of (1) the weighted average number of ordinary shares in issue during the period, as used in the basic earnings per share calculation, (2) the weighted average number of ordinary shares assumed to have been issued at consideration on the deemed exercise or conversion of all dilutive potential ordinary shares into ordinary shares, and (3) the weighted average number of restricted shares that could fulfil the vesting conditions.

When calculating the weighted average number of ordinary shares which are assumed to have been issued at consideration on the deemed exercise or conversion of all dilutive potential ordinary shares into ordinary shares, dilutive potential ordinary shares issued in prior years are assumed to be converted at the beginning of the period and those issued in the period are assumed to be converted at the issuance date.

## Section X Interim Condensed Consolidated Financial Statements

### 18 EARNINGS PER SHARE ATTRIBUTABLE TO ORDINARY EQUITY HOLDERS OF THE COMPANY *(continued)*

The calculations of basic and diluted earnings per share attributable to ordinary equity holders of the Company are as follows:

	<b>Six months ended 30 June</b>	
	<b>2024</b> <i>(Unaudited)</i> <b>RMB'000</b>	2023 <i>(Unaudited)</i> <b>RMB'000</b>
Earnings		
Profit attributable to equity holders of the Company	<b>5,016,017</b>	5,741,577
Less: Profit attributable to other equity holders of the Company	<b>(378,211)</b>	(297,796)
Less: Cash dividend paid to shareholders under the restricted share incentive scheme of A shares	<b>(12,632)</b>	(31,887)
Profit attributable to ordinary equity holders of the Company	<b>4,625,174</b>	5,411,894
Add: Interest expense on convertible bonds, net of tax	-	125,827
Adjusted profit attributable to ordinary equity holders of the Company	<b>4,625,174</b>	5,537,721
Shares (in thousand)		
Weighted average number of ordinary shares in issue during the period	<b>8,863,062</b>	8,844,356
Add: Weighted average number of ordinary shares assuming conversion of all dilutive shares	-	393,369
Add: Dilutive effect of the restricted share incentive scheme <sup>(1)</sup>	-	-
Adjusted weighted average number of ordinary shares in issue during the period	<b>8,863,062</b>	9,237,725
Earnings per share attributable to ordinary equity holders of the Company (RMB Yuan per share)		
– Basic	<b>0.52</b>	0.61
– Diluted	<b>0.52</b>	0.60

(1) The share-based transaction has an anti-dilutive effect and excluded from the calculation of diluted earnings per share for the six-month period ended 30 June 2024 and the six-month period ended 30 June 2023

## Section X Interim Condensed Consolidated Financial Statements

### 19 PROPERTY AND EQUIPMENT

	Buildings	Leasehold improvements	Machinery	Electronic equipment	Communication equipment	Motor vehicles	CIP	Others	Total
	RMB'000	RMB'000	RMB'000	RMB'000	RMB'000	RMB'000	RMB'000	RMB'000	RMB'000
<b>Unaudited</b>									
<b>Cost</b>									
As at 1 January 2024	4,304,334	787,582	46,796	2,319,556	19,294	144,752	191,536	170,098	7,983,948
Additions	137	32,747	350	127,597	94	3,854	168,539	1,555	334,873
Transfers during the period	-	-	-	32,107	-	402	(114,298)	260	(81,529)
Disposals	-	(8,790)	(4,927)	(87,164)	(1,795)	(4,868)	-	(15,077)	(122,621)
Other movement <sup>(1)</sup>	(33,597)	-	-	-	-	-	-	-	(33,597)
Exchange adjustments and others	2,354	-	-	1,235	-	530	-	544	4,663
As at 30 June 2024	4,273,228	811,539	42,219	2,393,331	17,593	144,670	245,777	157,380	8,085,737
<b>Accumulated depreciation</b>									
As at 1 January 2024	(1,197,208)	(551,460)	(13,124)	(1,539,018)	(14,967)	(113,439)	-	(117,100)	(3,546,316)
Depreciation charge	(64,096)	(56,458)	(3,880)	(158,330)	(748)	(4,496)	-	(4,965)	(292,973)
Disposals	-	8,580	4,537	85,463	1,732	4,673	-	14,353	119,338
Exchange adjustments and others	(1,146)	-	-	(1,023)	-	(43)	-	(45)	(2,257)
As at 30 June 2024	(1,262,450)	(599,338)	(12,467)	(1,612,908)	(13,983)	(113,305)	-	(107,757)	(3,722,208)
<b>Impairment</b>									
As at 1 January 2024 and 30 June 2024	(92,253)	-	-	-	-	-	-	-	(92,253)
<b>Net carrying amount</b>									
As at 30 June 2024	2,918,525	212,201	29,752	780,423	3,610	31,365	245,777	49,623	4,271,276

(1) Other movement represents the offsetting of the government grant against the book value of the relevant asset.



## Section X Interim Condensed Consolidated Financial Statements

### 19 PROPERTY AND EQUIPMENT (continued)

	Buildings RMB'000	Leasehold improvements RMB'000	Machinery RMB'000	Electronic equipment RMB'000	Communication equipment RMB'000	Motor vehicles RMB'000	CIP RMB'000	Others RMB'000	Total RMB'000
<b>Audited</b>									
<b>Cost</b>									
As at 1 January 2023	3,175,071	679,181	49,405	2,061,116	20,505	142,924	189,909	165,967	6,484,078
Additions	-	122,463	430	319,110	716	11,012	318,886	9,937	782,554
Transfers during the year	1,122,432	58,972	-	70,019	-	-	(317,259)	409	934,573
Disposals	(106)	(73,034)	(3,039)	(133,299)	(1,927)	(9,747)	-	(6,802)	(227,954)
Exchange adjustments and others	6,937	-	-	2,610	-	563	-	587	10,697
As at 31 December 2023	<u>4,304,334</u>	<u>787,582</u>	<u>46,796</u>	<u>2,319,556</u>	<u>19,294</u>	<u>144,752</u>	<u>191,536</u>	<u>170,098</u>	<u>7,983,948</u>
<b>Accumulated depreciation</b>									
As at 1 January 2023	(1,076,033)	(523,783)	(8,124)	(1,367,468)	(15,066)	(113,441)	-	(111,052)	(3,214,967)
Depreciation charge	(118,400)	(95,063)	(7,622)	(296,570)	(1,746)	(9,037)	-	(11,452)	(539,890)
Disposals	89	67,386	2,622	127,308	1,845	9,152	-	5,519	213,921
Exchange adjustments and others	(2,864)	-	-	(2,288)	-	(113)	-	(115)	(5,380)
As at 31 December 2023	<u>(1,197,208)</u>	<u>(551,460)</u>	<u>(13,124)</u>	<u>(1,539,018)</u>	<u>(14,967)</u>	<u>(113,439)</u>	<u>-</u>	<u>(117,100)</u>	<u>(3,546,316)</u>
<b>Impairment</b>									
As at 1 January 2023 and 31 December 2023	<u>(92,253)</u>	<u>-</u>	<u>-</u>	<u>-</u>	<u>-</u>	<u>-</u>	<u>-</u>	<u>-</u>	<u>(92,253)</u>
<b>Net carrying amount</b>									
As at 31 December 2023	<u>3,014,873</u>	<u>236,122</u>	<u>33,672</u>	<u>780,538</u>	<u>4,327</u>	<u>31,313</u>	<u>191,536</u>	<u>52,998</u>	<u>4,345,379</u>

As at 30 June 2024, the Group has not yet obtained the relevant building certificates for buildings with costs of RMB74,215 thousand.

## Section X Interim Condensed Consolidated Financial Statements

### 20 INVESTMENT PROPERTY

	<b>Properties and buildings RMB'000</b>
<b>Unaudited</b>	
<b>Cost</b>	
As at 31 December 2023 and 30 June 2024	1,152,129
<b>Accumulated depreciation</b>	
As at 31 December 2023	(84,875)
Charge for the period	(13,454)
As at 30 June 2024	(98,329)
<b>Impairment</b>	
As at 31 December 2023 and 30 June 2024	-
<b>Net carrying amount</b>	
As at 30 June 2024	1,053,800
	<i>Properties and Buildings RMB'000</i>
<b>Audited</b>	
<b>Cost</b>	
As at 31 December 2022 and 31 December 2023	1,152,129
<b>Accumulated depreciation</b>	
As at 31 December 2022	(57,966)
Charge for the year	(26,909)
As at 31 December 2023	(84,875)
<b>Impairment</b>	
As at 31 December 2022 and 31 December 2023	-
<b>Net carrying amount</b>	
As at 31 December 2023	1,067,254

## Section X Interim Condensed Consolidated Financial Statements

### 21 RIGHT-OF-USE ASSETS

	<b>Buildings</b>	<b>Land-use right</b>	<b>Total</b>
	<b>RMB'000</b>	<b>RMB'000</b>	<b>RMB'000</b>
<b>Unaudited</b>			
<b>Cost</b>			
As at 31 December 2023	3,104,162	875,925	3,980,087
Increases	176,659	–	176,659
Decreases	(328,650)	–	(328,650)
Exchange adjustments and others	837	–	837
	<u>2,953,008</u>	<u>875,925</u>	<u>3,828,933</u>
As at 30 June 2024	<u><b>2,953,008</b></u>	<u><b>875,925</b></u>	<u><b>3,828,933</b></u>
<b>Accumulated depreciation</b>			
As at 31 December 2023	(1,482,705)	(185,994)	(1,668,699)
Depreciation charge	(336,033)	(9,538)	(345,571)
Decreases	325,931	–	325,931
Exchange adjustments and others	(692)	–	(692)
	<u>(1,493,499)</u>	<u>(195,532)</u>	<u>(1,689,031)</u>
As at 30 June 2024	<u><b>(1,493,499)</b></u>	<u><b>(195,532)</b></u>	<u><b>(1,689,031)</b></u>
<b>Impairment</b>			
As at 31 December 2023 and 30 June 2024	<u>–</u>	<u>–</u>	<u>–</u>
<b>Net carrying amount</b>			
As at 30 June 2024	<u><b>1,459,509</b></u>	<u><b>680,393</b></u>	<u><b>2,139,902</b></u>
As at 31 December 2023	<u>1,621,457</u>	<u>689,931</u>	<u>2,311,388</u>

### 22 GOODWILL

	<b>As at</b>	<b>As at</b>
	<b>30 June</b>	<b>31 December</b>
	<b>2024</b>	<b>2023</b>
	<b>(Unaudited)</b>	<b>(Audited)</b>
	<b>RMB'000</b>	<b>RMB'000</b>
Cost	<b>4,070,761</b>	4,070,761
Less: Impairment losses	–	–
Carrying amount	<u><b>4,070,761</b></u>	<u>4,070,761</u>

## Section X Interim Condensed Consolidated Financial Statements

### 22 GOODWILL (continued)

#### Impairment testing on goodwill

	<b>As at</b>	As at
	<b>30 June</b>	31 December
	<b>2024</b>	2023
	<b>(Unaudited)</b>	<i>(Audited)</i>
	<b>RMB'000</b>	<i>RMB'000</i>
Cost and carrying value		
HuaAn Fund Management Co., Ltd. (“HuaAn Funds”)	<b>4,049,865</b>	4,049,865
Guotai Junan Securities (Vietnam) Corporation	<b>18,405</b>	18,405
Guotai Junan Futures Co., Ltd.	<b>2,491</b>	2,491
Total	<b>4,070,761</b>	4,070,761

The Company acquired 8% of the shares in HuaAn Funds in November 2022. As a result, the Company’s equity interests in HuaAn Funds increased from 43% to 51%, granting it control of HuaAn Funds. The Group recognized the excess of the merger cost over the fair value of the identifiable net assets and liabilities of HuaAn Fund obtained in proportion as the goodwill of the cash-generating unit (“CGU”) of HuaAn Funds.

Guotai Junan International Holdings Limited (“GJIHL”), a subsidiary of the Company, acquired 50.97% equity interests in Guotai Junan Securities (Vietnam) Corporation (former “Vietnam Investment Securities Company”) from a third party in December 2019. The Group recognized the excess of fair value of the consideration transferred over the fair value of the net identifiable assets acquired as the goodwill of the CGU of Vietnam Investment Securities Company.

The Company acquired 100% of the equity interests in Guotai Junan Futures Co., Ltd. from a third party in 2007. The Group recognized the excess of fair value of the consideration transferred over the fair value of the net identifiable assets acquired as the goodwill of the CGU of Guotai Junan Futures Co., Ltd..

Goodwill were not tested for impairment because there were no impairment indicators as at 30 June 2024.

## Section X Interim Condensed Consolidated Financial Statements

### 23 OTHER INTANGIBLE ASSETS

	Software <i>RMB'000</i>	Trading seats rights <i>RMB'000</i>	Others <i>RMB'000</i>	Total <i>RMB'000</i>
<b>Unaudited</b>				
<b>Cost</b>				
As at 1 January 2024	1,997,282	206,289	14,285	2,217,856
Additions	185,242	-	-	185,242
Disposal	(1,768)	-	-	(1,768)
Exchange adjustments and others	-	34	-	34
	<u>          </u>	<u>          </u>	<u>          </u>	<u>          </u>
As at 30 June 2024	<u>2,180,756</u>	<u>206,323</u>	<u>14,285</u>	<u>2,401,364</u>
<b>Accumulated amortization</b>				
As at 1 January 2024	(1,231,885)	(126,524)	(3,810)	(1,362,219)
Amortization	(138,731)	-	-	(138,731)
Disposal	837	-	-	837
Exchange adjustments and others	-	(16)	-	(16)
	<u>          </u>	<u>          </u>	<u>          </u>	<u>          </u>
As at 30 June 2024	<u>(1,369,779)</u>	<u>(126,540)</u>	<u>(3,810)</u>	<u>(1,500,129)</u>
<b>Impairment</b>				
As at 1 January 2024 and 30 June 2024	<u>          </u>	<u>(4,927)</u>	<u>(10,475)</u>	<u>(15,402)</u>
<b>Net carrying amount</b>				
As at 30 June 2024	<u>810,977</u>	<u>74,856</u>	<u>          </u>	<u>885,833</u>

## Section X Interim Condensed Consolidated Financial Statements

### 23 OTHER INTANGIBLE ASSETS (continued)

	Software RMB'000	Trading seats rights RMB'000	Others RMB'000	Total RMB'000
<b>Cost</b>				
As at 1 January 2023	1,643,298	206,131	14,277	1,863,706
Additions	354,139	-	-	354,139
Disposal	(155)	-	-	(155)
Exchange adjustments and others	-	158	8	166
As at 31 December 2023	<u>1,997,282</u>	<u>206,289</u>	<u>14,285</u>	<u>2,217,856</u>
<b>Accumulated amortization</b>				
As at 1 January 2023	(985,426)	(126,405)	(2,674)	(1,114,505)
Amortization	(246,610)	-	(1,128)	(247,738)
Disposal	151	-	-	151
Exchange adjustments and others	-	(119)	(8)	(127)
As at 31 December 2023	<u>(1,231,885)</u>	<u>(126,524)</u>	<u>(3,810)</u>	<u>(1,362,219)</u>
<b>Impairment</b>				
As at 1 January 2023 and 31 December 2023	<u>-</u>	<u>(4,927)</u>	<u>(10,475)</u>	<u>(15,402)</u>
<b>Net carrying amount</b>				
As at 31 December 2023	<u>765,397</u>	<u>74,838</u>	<u>-</u>	<u>840,235</u>

### 24 INTERESTS IN STRUCTURED ENTITIES

#### (a) Interests in consolidated structured entities

The Group has consolidated certain structured entities, including investment funds, asset management schemes and limited partnerships. For those structured entities where the Group is involved as a manager, investment adviser or general partner, the Group assesses whether the combination of investments it held together with its remuneration creates an exposure to variability of returns from the activities of those structured entities that is of such significance that indicates that the Group is a principal.

Interests held by other investors in these consolidated structured entities were classified as financial liabilities at fair value through profit or loss and other current liabilities in the consolidated statement of financial position.

## Section X Interim Condensed Consolidated Financial Statements

### 24 INTERESTS IN STRUCTURED ENTITIES *(continued)*

#### (b) Interests in unconsolidated structured entities

The Group exercised the power over the structured entities including limited partnerships and asset management products by acting as a manager or general partner during the period. Except for the structured entities the Group has consolidated as stated in Note 24(a), in management's opinion, the variable returns the Group exposed to over these structured entities that the Group has interests in are not significant. The Group therefore did not consolidate these structured entities.

The Group classified the investments in unconsolidated investment funds, asset management plans, and limited partnerships managed by the Group as financial assets at fair value through profit or loss and investments in associates and joint ventures. As at 30 June 2024 and 31 December 2023, the carrying amounts of the Group's interests in unconsolidated structured entities were RMB13,758 million and RMB14,386 million, respectively. The management fee arising from these unconsolidated structured entities and in which there were no interests amounted to RMB1,209 million and RMB1,500 million for the six months ended 30 June 2024 and 2023, respectively.

The carrying amounts of interests in unconsolidated structured entities in the consolidated statement of financial position are approximately equal to the maximum exposure to the loss of interests held by the Group in the unconsolidated structured entities.

### 25 INVESTMENTS IN ASSOCIATES AND JOINT VENTURES

	<b>As at 30 June 2024 (Unaudited) RMB'000</b>	As at 31 December 2023 (Audited) RMB'000
Share of net assets		
– Associates	<b>7,782,847</b>	7,556,250
– Joint ventures	<b>5,232,850</b>	5,234,512
Total	<b><u>13,015,697</u></b>	<u>12,790,762</u>

## Section X Interim Condensed Consolidated Financial Statements

### 25 INVESTMENTS IN ASSOCIATES AND JOINT VENTURES (continued)

The Group had the following associates and joint ventures:

Name of associates and joint ventures	Place of incorporation or primary business	Principal activities	Equity interest held as at 30 June 2024
Associates:			
Shenzhen GTJA Shenyi Phase I Investment Fund LLP	Shenzhen PRC	Investment management and advisory	25%
Shanghai Kechuang Center Equity Investment Fund Management Co., Ltd. <sup>(2)</sup>	Shanghai PRC	Investment management and equity investment	13%
Shenzhen United Property and Share Rights Exchange <sup>(2)</sup>	Shenzhen PRC	Provision of intermediary services and equity registration services for equity trading	10%
Shanghai Jizhi Consulting & Management Co., Ltd. <sup>(2)</sup>	Shanghai PRC	Enterprise management consulting, lease of non-residential and residential real estate	15%
Shanghai Urban Renewal Guidance Private Fund LLP <sup>(2)</sup>	Shanghai PRC	Investment management and equity investment	0.01%
Shanghai Securities Co., Ltd.	Shanghai PRC	Securities brokerage Securities investment Underwriting and consulting	24.99%
Shanghai Lingang GTJA Technology Frontier Industry Private Fund LLP	Shanghai PRC	Equity investment, Investment management and Asset management	25%
Shanghai State-owned Capital Investment Master Fund Co., Ltd. <sup>(2)</sup>	Shanghai PRC	Equity investment, Investment management and Asset management	4.88%
Jinan Huijian Junan Zhizao Industrial Investment Fund LLP <sup>(2)</sup>	Jinan PRC	Investment management and equity investment	10%
Jinan Huijian Junan Green Industry Investment Fund LLP <sup>(2)</sup>	Jinan PRC	Investment management and equity investment	10%
Shanghai Pudong Leading Guotai Junan Kechuang No. 1 Private Equity Fund LLP	Shanghai PRC	Investment management and equity investment	29.27%
Joint ventures:			
Xiamen Junxin Equity Investment Company LLP <sup>(2)</sup>	Xiamen PRC	Equity investment and advisory	10%
Shanghai Guojun Chuangtou Longxu Investment Management Centre LLP	Shanghai PRC	Industrial investment and investment management	25%
Shanghai Guojun Chuangtou Longsheng Investment Centre LLP	Shanghai PRC	Industrial investment and investment management	20%
Shanghai Guojun Chuangtou Longzhao Investment Management Centre LLP <sup>(1)</sup>	Shanghai PRC	Industrial investment and investment management	55%
Shanghai Junzheng Investment Management Co., Ltd. <sup>(1)</sup>	Shanghai PRC	Investment management and advisory	61%



## Section X Interim Condensed Consolidated Financial Statements

### 25 INVESTMENTS IN ASSOCIATES AND JOINT VENTURES *(continued)*

Name of associates and joint ventures	Place of incorporation or primary business	Principal activities	Equity interest held as at 30 June 2024
Shanghai Guojun Chuangtou Zhengjun No. 2 Equity Investment LLP	Shanghai PRC	Investment management and advisory	25%
Shanghai North Industries GTJA Investment Centre LLP <sup>(2)</sup>	Shanghai PRC	Investment management and advisory	16%
Shanghai GTJA Chuangxin Equity Investment Master Fund Center LLP	Shanghai PRC	Equity investment and venture capital	50%
Qingdao GTJA Xinxing No. 1 Equity Investment Fund LLP	Qingdao PRC	Equity investment and advisory	48%
Yancheng GTJA Zhiyuan No. 1 Investment Centre LLP	Yancheng PRC	Securities investment advisory and equity investment	20%

- (1) Although the Group's percentages of shareholdings in these investees are higher than 50%, they are accounted for as joint ventures as the Group only has joint control over these investees due to the relevant arrangements stipulated in the articles of association or other agreements.
- (2) Although the Group's percentages of shareholdings in these investees are lower than 20%, they are accounted for as associates or joint ventures as the Group has significant influence over these investees due to the relevant arrangements stipulated in the articles of association or other agreements.

The following table illustrates the aggregate financial information of the Group's associates and joint ventures:

	Six months ended 30 June	
	2024 <i>(Unaudited)</i> RMB'000	2023 <i>(Unaudited)</i> RMB'000
Share of associates' profit for the period	118,737	87,245
Share of joint ventures' profit for the period	<u>11,773</u>	<u>107,373</u>

## Section X Interim Condensed Consolidated Financial Statements

### 25 INVESTMENTS IN ASSOCIATES AND JOINT VENTURES *(continued)*

	Six months ended 30 June	
	2024 <i>(Unaudited)</i> RMB'000	2023 <i>(Unaudited)</i> RMB'000
Share of associates' total comprehensive income for the period	228,392	128,500
Share of joint ventures' total comprehensive income for the period	<u>11,773</u>	<u>104,616</u>
	As at 30 June 2024 <i>(Unaudited)</i> RMB'000	As at 31 December 2023 <i>(Audited)</i> RMB'000
Aggregate carrying amount of the Group's investments in associates	7,782,847	7,556,250
Aggregate carrying amount of the Group's investments in joint ventures	<u>5,232,850</u>	<u>5,234,512</u>

### 26 DEBT INVESTMENTS AT AMORTISED COST

#### Non-current

	As at 30 June 2024 <i>(Unaudited)</i> RMB'000	As at 31 December 2023 <i>(Audited)</i> RMB'000
	Government bonds	3,411,597
Less: impairment losses	<u>-</u>	<u>-</u>
Total	<u>3,411,597</u>	<u>3,010,433</u>
Analysed as:		
Listed in Hong Kong	-	-
Listed outside Hong Kong	-	-
Unlisted	<u>3,411,597</u>	<u>3,010,433</u>
Total	<u>3,411,597</u>	<u>3,010,433</u>

## Section X Interim Condensed Consolidated Financial Statements

### 26 DEBT INVESTMENTS AT AMORTISED COST *(continued)*

#### Current

	As at <b>30 June</b> <b>2024</b> <i>(Unaudited)</i> <b>RMB'000</b>	As at 31 December 2023 <i>(Audited)</i> <b>RMB'000</b>
Government bonds	391,586	604,110
Less: impairment losses	-	-
Total	<b>391,586</b>	604,110
Analysed as:		
Listed in Hong Kong	-	-
Listed outside Hong Kong	-	-
Unlisted	391,586	604,110
Total	<b>391,586</b>	604,110

As at 30 June 2024, the carrying amount of debt investments at amortised cost comprises RMB3,673,976 thousand of investment from general risk reserve (31 December 2023: RMB3,485,236 thousand).

As at 30 June 2024 and 31 December 2023, ECL allowance provided for debt investments at amortised cost was nil.

## Section X Interim Condensed Consolidated Financial Statements

### 27 DEBT INSTRUMENTS AT FAIR VALUE THROUGH OTHER COMPREHENSIVE INCOME

#### Non-current

	As at <b>30 June</b> <b>2024</b> <i>(Unaudited)</i> <b>RMB'000</b>	As at 31 December 2023 <i>(Audited)</i> <b>RMB'000</b>
Government bonds	<b>30,372,455</b>	31,094,104
Corporate bonds	<b>10,394,989</b>	25,234,158
Financial bonds	<b>2,391,553</b>	9,906,014
Other bonds	<b>8,648,800</b>	10,216,217
Total	<b><u>51,807,797</u></b>	<b><u>76,450,493</u></b>
Analysed as:		
Listed in Hong Kong	-	-
Listed outside Hong Kong	<b>16,683,644</b>	26,037,716
Unlisted	<b>35,124,153</b>	50,412,777
Total	<b><u>51,807,797</u></b>	<b><u>76,450,493</u></b>

#### Current

	As at <b>30 June</b> <b>2024</b> <i>(Unaudited)</i> <b>RMB'000</b>	As at 31 December 2023 <i>(Audited)</i> <b>RMB'000</b>
Government bonds	<b>522,077</b>	1,212,453
Corporate bonds	<b>10,121,336</b>	6,274,310
Financial bonds	<b>1,523,799</b>	342,405
Other bonds	<b>10,020,061</b>	9,867,124
Total	<b><u>22,187,273</u></b>	<b><u>17,696,292</u></b>

## Section X Interim Condensed Consolidated Financial Statements

### 27 DEBT INSTRUMENTS AT FAIR VALUE THROUGH OTHER COMPREHENSIVE INCOME (continued)

#### Current (continued)

	<b>As at 30 June 2024 (Unaudited) RMB'000</b>	<b>As at 31 December 2023 (Audited) RMB'000</b>
Analysed as:		
Listed in Hong Kong	1,041,471	1,518,169
Listed outside Hong Kong	16,863,269	12,699,847
Unlisted	<u>4,282,533</u>	<u>3,478,276</u>
Total	<u><b>22,187,273</b></u>	<u>17,696,292</u>

As at 30 June 2024, debt instruments at fair value through other comprehensive income of the Group included approximately RMB59,306,593 thousand of pledged, restricted or transferred assets (as at 31 December 2023: RMB87,327,304 thousand).

#### (a) Analysis of the movements of allowance for ECL:

	<b>As at 30 June 2024 (Unaudited) RMB'000</b>	<b>As at 31 December 2023 (Audited) RMB'000</b>
At the beginning of the period/year	160,969	99,000
Charge for the period/year	34,036	190,125
Reverse during the period/year	(133)	(62,465)
Amounts written-off and others	<u>(26,427)</u>	<u>(65,691)</u>
At the end of the period/year	<u><b>168,445</b></u>	<u>160,969</u>

## Section X Interim Condensed Consolidated Financial Statements

### 27 DEBT INSTRUMENTS AT FAIR VALUE THROUGH OTHER COMPREHENSIVE INCOME (continued)

#### (b) Analysis of the stages of allowance for ECL:

	Stage 1 <i>RMB'000</i>	Stage 2 <i>RMB'000</i>	Stage 3 <i>RMB'000</i>	Total <i>RMB'000</i>
As at 30 June 2024	<u>119,642</u>	<u>48,803</u>	<u>-</u>	<u>168,445</u>
As at 31 December 2023	<u>154,588</u>	<u>6,381</u>	<u>-</u>	<u>160,969</u>

### 28 EQUITY INSTRUMENTS AT FAIR VALUE THROUGH OTHER COMPREHENSIVE INCOME

#### Non-current

	As at 30 June 2024 <i>(Unaudited)</i> <i>RMB'000</i>	As at 31 December 2023 <i>(Audited)</i> <i>RMB'000</i>
Equity securities <sup>(1)(2)(3)</sup>	5,410,129	1,804,971
Other	<u>376,941</u>	<u>1,400</u>
Total	<u>5,787,070</u>	<u>1,806,371</u>
Analysed as:		
Listed in Hong Kong	1,013,936	-
Listed outside Hong Kong	4,653,178	1,691,473
Unlisted	<u>119,956</u>	<u>114,898</u>
Total	<u>5,787,070</u>	<u>1,806,371</u>

## Section X Interim Condensed Consolidated Financial Statements

### 28 EQUITY INSTRUMENTS AT FAIR VALUE THROUGH OTHER COMPREHENSIVE INCOME (continued)

#### Current

	As at <b>30 June 2024 (Unaudited) RMB'000</b>	As at 31 December 2023 (Audited) RMB'000
Equity securities <sup>(1)(2)(3)</sup>	-	69,309
Total	<u>-</u>	<u>69,309</u>
Analysed as:		
Listed in Hong Kong	-	69,309
Total	<u>-</u>	<u>69,309</u>

- (1) The Group has designated those investments held for non-trading purposes as equity instruments at fair value through other comprehensive income. The dividend income related to equity instruments at fair value through other comprehensive income was disclosed in Note 8.

For the six months ended 30 June 2024, the Group disposed of some of the equity instruments at fair value through other comprehensive income. The accumulated net realized loss of the equity instruments disposed of were RMB4,432 thousand (after tax) and no dividend income occurred during the period.

- (2) As at 30 June 2024, equity instruments at fair value through other comprehensive income of the Group included approximately RMB452,613 thousand of pledged, restricted or transferred shares (as at 31 December 2023: RMB73,029 thousand).
- (3) Securities lending of equity instruments at fair value through other comprehensive income of the Group refer to Note 57 (b).

## Section X Interim Condensed Consolidated Financial Statements

### 29 FINANCIAL ASSETS HELD UNDER RESALE AGREEMENTS

#### (a) Analysed by collateral type:

##### Non-current

	As at <b>30 June</b> <b>2024</b> <i>(Unaudited)</i> <b>RMB'000</b>	As at 31 December 2023 <i>(Audited)</i> <b>RMB'000</b>
Equity securities	<b>1,038,579</b>	1,800,031
Less: Allowance for ECLs	<b>(8,773)</b>	(16,470)
Total	<b><u>1,029,806</u></b>	<b><u>1,783,561</u></b>

##### Current

	As at <b>30 June</b> <b>2024</b> <i>(Unaudited)</i> <b>RMB'000</b>	As at 31 December 2023 <i>(Audited)</i> <b>RMB'000</b>
Debt securities	<b>39,869,552</b>	42,904,051
Equity securities	<b>23,971,837</b>	26,372,683
Others	<b>57,093</b>	757,842
Less: Allowance for ECLs	<b>(2,274,458)</b>	(2,152,046)
Total	<b><u>61,624,024</u></b>	<b><u>67,882,530</u></b>



## Section X Interim Condensed Consolidated Financial Statements

### 29 FINANCIAL ASSETS HELD UNDER RESALE AGREEMENTS *(continued)*

#### (b) Analysed by market:

##### Non-current

	<b>As at 30 June 2024 (Unaudited) RMB'000</b>	As at 31 December 2023 (Audited) RMB'000
Stock exchanges	1,038,579	1,800,031
Less: Allowance for ECLs	<u>(8,773)</u>	<u>(16,470)</u>
Total	<u><b>1,029,806</b></u>	<u>1,783,561</u>

##### Current

	<b>As at 30 June 2024 (Unaudited) RMB'000</b>	As at 31 December 2023 (Audited) RMB'000
Stock exchanges	44,231,855	38,269,723
Interbank market	18,220,755	30,042,893
Over the counter	1,445,872	1,721,960
Less: Allowance for ECLs	<u>(2,274,458)</u>	<u>(2,152,046)</u>
Total	<u><b>61,624,024</b></u>	<u>67,882,530</u>

## Section X Interim Condensed Consolidated Financial Statements

### 29 FINANCIAL ASSETS HELD UNDER RESALE AGREEMENTS (continued)

#### (c) Analysis of the movements of allowance for ECLs:

	<b>As at 30 June 2024 (Unaudited) RMB'000</b>	As at 31 December 2023 (Audited) RMB'000
At the beginning of the period/year	<b>2,168,516</b>	2,147,920
Charge for the period/year	<b>190,519</b>	150,891
Reverse during the period/year	<b>(75,805)</b>	(130,301)
Amounts written-off and others	<b>1</b>	6
At the end of the period/year	<b><u>2,283,231</u></b>	<u>2,168,516</u>

#### (d) Analysis of the stages of allowance for ECL:

	<b>Stage 1 RMB'000</b>	<b>Stage 2 RMB'000</b>	<b>Stage 3 RMB'000</b>	<b>Total RMB'000</b>
As at 30 June 2024	<b><u>111,082</u></b>	<b><u>15,484</u></b>	<b><u>2,156,665</u></b>	<b><u>2,283,231</u></b>
As at 31 December 2023	<u>108,991</u>	<u>–</u>	<u>2,059,525</u>	<u>2,168,516</u>

The carrying amount of financial assets held under resale agreements, for which the loss allowance is measured at an amount equal to 12-month and lifetime expected credit losses, is RMB62,225,756 thousand and RMB428,074 thousand respectively (As at 31 December 2023: RMB69,666,091 thousand and RMB0 thousand respectively).

## Section X Interim Condensed Consolidated Financial Statements

### 29 FINANCIAL ASSETS HELD UNDER RESALE AGREEMENTS *(continued)*

**(e) Analysed by the stages of allowance for ECLs of stock-pledged financing:**

	As at 30 June 2024			
	Stage 1	Stage 2	Stage 3	Total
	<i>RMB'000</i>	<i>RMB'000</i>	<i>RMB'000</i>	<i>RMB'000</i>
Gross carrying amount	20,508,048	385,628	2,214,595	23,108,271
Allowance for ECLs	(101,073)	(15,484)	(2,156,665)	(2,273,222)
Fair value of collateral	<u>47,748,384</u>	<u>549,894</u>	<u>129,928</u>	<u>48,428,206</u>
	As at 31 December 2023			
	Stage 1	Stage 2	Stage 3	Total
	<i>RMB'000</i>	<i>RMB'000</i>	<i>RMB'000</i>	<i>RMB'000</i>
Gross carrying amount	24,258,796	-	2,059,525	26,318,321
Allowance for ECLs	(95,508)	-	(2,059,525)	(2,155,033)
Fair value of collateral	<u>60,200,440</u>	<u>-</u>	<u>42,704</u>	<u>60,243,144</u>

**(f) Fair value of collateral:**

	As at 30 June 2024 <i>(Unaudited)</i> <i>RMB'000</i>	As at 31 December 2023 <i>(Audited)</i> <i>RMB'000</i>
Fair value	79,815,897	106,224,310
Including: Available for sale or pledge	329,695	10,241
Including: Sold or pledged	<u>-</u>	<u>10,241</u>

## Section X Interim Condensed Consolidated Financial Statements

### 30 FINANCIAL ASSETS AT FAIR VALUE THROUGH PROFIT OR LOSS

#### Non-current

	As at <b>30 June 2024</b> <i>(Unaudited)</i> <b>RMB'000</b>	As at 31 December 2023 <i>(Audited)</i> <b>RMB'000</b>
At fair value through profit or loss:		
Funds	<b>7,808,559</b>	7,653,662
Equity securities	<b>3,991,167</b>	4,092,866
Preferred stock/Perpetual bonds	<b>1,787,488</b>	8,718,829
Asset management schemes	<b>82,948</b>	–
Debt securities	<b>16,104</b>	2,084,736
Total	<b><u>13,686,266</u></b>	<b><u>22,550,093</u></b>
Analysed as:		
Listed in Hong Kong	<b>1,301,459</b>	2,502,730
Listed outside Hong Kong	<b>1,251,888</b>	4,347,317
Unlisted	<b>11,132,919</b>	15,700,046
Total	<b><u>13,686,266</u></b>	<b><u>22,550,093</u></b>

## Section X Interim Condensed Consolidated Financial Statements

### 30 FINANCIAL ASSETS AT FAIR VALUE THROUGH PROFIT OR LOSS *(continued)*

#### Current

	<b>As at 30 June 2024 (Unaudited) RMB'000</b>	As at 31 December 2023 (Audited) RMB'000
At fair value through profit or loss:		
Debt securities	<b>167,433,958</b>	155,464,708
Funds	<b>68,612,347</b>	101,811,323
Equity securities	<b>46,156,324</b>	65,079,459
Preferred stock/Perpetual bonds	<b>32,908,940</b>	14,209,173
Asset management schemes	<b>9,136,066</b>	9,560,154
Wealth management products	<b>6,953,618</b>	2,634,572
Other investments <sup>(1)</sup>	<b>5,428,460</b>	1,264,758
<b>Total</b>	<b><u>336,629,713</u></b>	<u>350,024,147</u>
Analysed as:		
Listed in Hong Kong	<b>33,847,397</b>	9,954,792
Listed outside Hong Kong	<b>120,457,371</b>	140,303,607
Unlisted	<b>182,324,945</b>	199,765,748
<b>Total</b>	<b><u>336,629,713</u></b>	<u>350,024,147</u>

(1) Other investments mainly represent investments in precious metals, etc.

(2) As at 30 June 2024, financial assets at fair value through profit or loss of the Group included approximately RMB115,604,564 thousand of pledged, restricted or transferred assets (as at 31 December 2023: RMB143,626,507 thousand).

(3) Securities lending of financial assets at fair value through profit or loss of the Group refer to Note 57 (b).

## Section X Interim Condensed Consolidated Financial Statements

### 31 REFUNDABLE DEPOSITS

	As at <b>30 June</b> <b>2024</b> <i>(Unaudited)</i> <b>RMB'000</b>	As at 31 December 2023 <i>(Audited)</i> <b>RMB'000</b>
Deposits with exchanges and other financial institutions:		
Future deposits	<b>59,380,338</b>	49,374,836
Trading deposits	<b>4,780,307</b>	6,048,280
Performance deposits	<b>1,557,274</b>	1,111,355
Credit deposits	<b>151,258</b>	226,423
Other deposits	<b>27,733</b>	26,733
Total	<b>65,896,910</b>	56,787,627

### 32 DEFERRED TAX

For the purpose of presentation in the Group's statement of financial position, certain deferred tax assets and liabilities have been offset. The following is an analysis of the deferred tax balances for financial reporting purposes:

	As at <b>30 June</b> <b>2024</b> <i>(Unaudited)</i> <b>RMB'000</b>	As at 31 December 2023 <i>(Unaudited)</i> <b>RMB'000</b>
Deferred tax assets	<b>1,757,684</b>	2,457,519
Deferred tax liabilities	<b>(331,401)</b>	(155,141)
Total	<b>1,426,283</b>	2,302,378

## Section X Interim Condensed Consolidated Financial Statements

### 32 DEFERRED TAX (continued)

The following are the major deferred tax assets and liabilities recognized and the movements therein during the year 2023 and the six months ended 30 June 2024:

Deferred tax arising from:	Allowance for ECLs/ impairment losses <i>RMB'000</i>	Employee benefits payable <i>RMB'000</i>	Changes in fair value of financial instruments <i>RMB'000</i>	Fair value revaluation on acquisition of subsidiaries <i>RMB'000</i>	Deductible tax losses <i>RMB'000</i>	Right-of-use assets <i>RMB'000</i>	Lease liabilities <i>RMB'000</i>	Others <i>RMB'000</i>	Total <i>RMB'000</i>
As at 1 January 2023	907,953	1,813,658	(747,980)	(76,514)	321,427	(406,887)	434,333	82,671	2,328,661
Recognized in profit or loss	44,161	(322,032)	529,863	5,191	64,045	5,941	(5,817)	(24,288)	297,064
Recognized in other									
comprehensive income	-	-	(261,270)	-	-	-	-	(58,290)	(319,560)
Transferred during the year	-	-	(3,787)	-	-	-	-	-	(3,787)
As at 31 December 2023	<u>952,114</u>	<u>1,491,626</u>	<u>(483,174)</u>	<u>(71,323)</u>	<u>385,472</u>	<u>(400,946)</u>	<u>428,516</u>	<u>93</u>	<u>2,302,378</u>
As at 1 January 2024	<b>952,114</b>	<b>1,491,626</b>	<b>(483,174)</b>	<b>(71,323)</b>	<b>385,472</b>	<b>(400,946)</b>	<b>428,516</b>	<b>93</b>	<b>2,302,378</b>
Recognized in profit or loss	47,109	(421,803)	(863,743)	2,596	458,591	63,430	(70,059)	28,509	(755,370)
Recognized in other									
comprehensive income	-	-	(117,107)	-	-	-	-	-	(117,107)
Transferred during the period	-	-	(3,618)	-	-	-	-	-	(3,618)
As at 30 June 2024	<u><b>999,223</b></u>	<u><b>1,069,823</b></u>	<u><b>(1,467,642)</b></u>	<u><b>(68,727)</b></u>	<u><b>844,063</b></u>	<u><b>(337,516)</b></u>	<u><b>358,457</b></u>	<u><b>28,602</b></u>	<u><b>1,426,283</b></u>

The Group did not have significant unrecognized deductible temporary differences.

## Section X Interim Condensed Consolidated Financial Statements

### 33 OTHER NON-CURRENT ASSETS

	As at <b>30 June</b> <b>2024</b> <i>(Unaudited)</i> <b>RMB'000</b>	As at 31 December 2023 <i>(Audited)</i> <b>RMB'000</b>
Advances relating to lawsuits	337,502	336,533
Term loan	214,813	213,292
Deposits	166,136	158,757
Long-term deferred expenses	52,812	52,310
Others	728,078	707,480
Less: Allowance for ECLs	<u>(1,269,251)</u>	<u>(1,268,433)</u>
Total	<u><b>230,090</b></u>	<u>199,939</u>

#### (a) Analysis of the movements of allowance for ECLs:

	As at <b>30 June</b> <b>2024</b> <i>(Unaudited)</i> <b>RMB'000</b>	As at 31 December 2023 <i>(Audited)</i> <b>RMB'000</b>
At the beginning of the period/year	1,268,433	1,279,727
Charge for the period/year	-	5,263
Reverse during the period/year	(701)	(12,332)
Amounts written-off and others	<u>1,519</u>	<u>(4,225)</u>
At the end of the period/year	<u><b>1,269,251</b></u>	<u>1,268,433</u>

#### (b) Analysed by the stages of allowance for ECLs:

	Stage 1 <b>RMB'000</b>	Stage 2 <b>RMB'000</b>	Stage 3 <b>RMB'000</b>	Simplified approach <b>RMB'000</b>	Total <b>RMB'000</b>
As at 30 June 2024	<u>-</u>	<u>-</u>	<u>1,262,256</u>	<u>6,995</u>	<u><b>1,269,251</b></u>
As at 31 December 2023	<u>-</u>	<u>-</u>	<u>1,260,925</u>	<u>7,508</u>	<u>1,268,433</u>



## Section X Interim Condensed Consolidated Financial Statements

### 34 ACCOUNTS RECEIVABLE

#### (a) Analysed by nature:

	<b>As at</b>	<b>As at</b>
	<b>30 June</b>	31 December
	<b>2024</b>	2023
	<i>(Unaudited)</i>	<i>(Audited)</i>
	<i>RMB'000</i>	<i>RMB'000</i>
Accounts receivable from:		
– Brokers and dealers	<b>9,763,996</b>	9,454,719
– Settlement	<b>2,648,405</b>	5,617,695
– Fee and commission	<b>1,318,287</b>	1,583,833
– Fund management fee	<b>260,993</b>	257,655
– Cash and custodian clients	<b>79,490</b>	13,865
Less: Allowance for ECLs	<b>(115,416)</b>	(104,650)
Total	<b><u>13,955,755</u></b>	<u>16,823,117</u>

#### (b) Analysed by aging:

	<b>As at</b>	<b>As at</b>
	<b>30 June</b>	31 December
	<b>2024</b>	2023
	<i>(Unaudited)</i>	<i>(Audited)</i>
	<i>RMB'000</i>	<i>RMB'000</i>
Within 1 year	<b>13,882,200</b>	16,729,988
1 to 2 years	<b>34,073</b>	66,680
2 to 3 years	<b>30,939</b>	19,693
Over 3 years	<b>8,543</b>	6,756
Total	<b><u>13,955,755</u></b>	<u>16,823,117</u>

## Section X Interim Condensed Consolidated Financial Statements

### 34 ACCOUNTS RECEIVABLE (continued)

#### (c) Analysis of the movements of allowance for ECLs:

	As at <b>30 June</b> <b>2024</b> <i>(Unaudited)</i> <b>RMB'000</b>	As at 31 December 2023 <i>(Audited)</i> <b>RMB'000</b>
At the beginning of the period/year	<b>104,650</b>	27,008
Charge for the period/year	<b>8,816</b>	71,003
Reverse during the period/year	<b>(9)</b>	(297)
Amounts written-off and others	<b>1,959</b>	6,936
At the end of the period/year	<b>115,416</b>	104,650

#### (d) Analysed by the stages of allowance for ECLs:

	Stage 1 <b>RMB'000</b>	Stage 2 <b>RMB'000</b>	Stage 3 <b>RMB'000</b>	Simplified approach <b>RMB'000</b>	Total <b>RMB'000</b>
<b>As at 30 June 2024</b>	<b>26,740</b>	-	<b>23,629</b>	<b>65,047</b>	<b>115,416</b>
As at 31 December 2023	18,732	-	26,124	59,794	104,650

## Section X Interim Condensed Consolidated Financial Statements

### 35 OTHER CURRENT ASSETS

#### (a) Analysed by nature:

	<b>As at 30 June 2024 (Unaudited) RMB'000</b>	<b>As at 31 December 2023 (Audited) RMB'000</b>
Bulk commodity trading inventories	939,075	972,589
Deposits	119,865	57,264
Prepayments	98,961	98,263
Deferred expenses	58,847	60,537
Dividends receivable	52,963	2,703
Others	1,164,033	1,272,705
Less: Allowance for ECLs/impairment losses	<u>(80,115)</u>	<u>(54,136)</u>
Total	<u><b>2,353,629</b></u>	<u><b>2,409,925</b></u>

#### (b) Analysis of the movements of allowance for ECLs/impairment losses:

	<b>As at 30 June 2024 (Unaudited) RMB'000</b>	<b>As at 31 December 2023 (Audited) RMB'000</b>
At the beginning of the period/year	54,136	129,050
Charge for the period/year	25,979	32,958
Reversal	-	-
Amounts written-off and others	<u>-</u>	<u>(107,872)</u>
At the end of the period/year	<u><b>80,115</b></u>	<u><b>54,136</b></u>

## Section X Interim Condensed Consolidated Financial Statements

### 36 MARGIN ACCOUNTS RECEIVABLE

#### (a) Analysed by nature:

	As at <b>30 June</b> <b>2024</b> <i>(Unaudited)</i> <b>RMB'000</b>	As at 31 December 2023 <i>(Audited)</i> <b>RMB'000</b>
Individuals	<b>65,821,427</b>	71,640,875
Institutions	<b>19,298,471</b>	20,195,212
Less: Allowance for ECLs	<b>(2,172,981)</b>	<b>(2,082,122)</b>
Total	<b><u>82,946,917</u></b>	<b><u>89,753,965</u></b>

#### (b) Analysis of the movements of allowance for ECLs:

	As at <b>30 June</b> <b>2024</b> <i>(Unaudited)</i> <b>RMB'000</b>	As at 31 December 2023 <i>(Audited)</i> <b>RMB'000</b>
At the beginning of the period/year	<b>2,082,122</b>	2,004,494
Charge for the period/year	<b>184,225</b>	159,850
Reverse during the period/year	<b>(105,483)</b>	(106,268)
Amounts written-off and others	<b>12,117</b>	24,046
At the end of the period/year	<b><u>2,172,981</u></b>	<b><u>2,082,122</u></b>

## Section X Interim Condensed Consolidated Financial Statements

### 36 MARGIN ACCOUNTS RECEIVABLE *(continued)*

(c) Analysed by the stages of allowance for ECLs:

	Stage 1 <i>RMB'000</i>	Stage 2 <i>RMB'000</i>	Stage 3 <i>RMB'000</i>	Total <i>RMB'000</i>
As at 30 June 2024	<u>248,962</u>	<u>66,834</u>	<u>1,857,185</u>	<u>2,172,981</u>
As at 31 December 2023	<u>233,590</u>	<u>17,674</u>	<u>1,830,858</u>	<u>2,082,122</u>

The carrying amount of margin accounts receivable, for which the loss allowance is measured at an amount equal to 12-month and lifetime expected credit losses, is RMB82,193,357 thousand and RMB753,560 thousand respectively (31 December 2023: RMB89,470,673 thousand and RMB283,292 thousand respectively).

(d) The fair value of collateral for the margin financing and securities lending business is analysed as follows:

	As at 30 June 2024 <i>(Unaudited)</i> <i>RMB'000</i>	As at 31 December 2023 <i>(Audited)</i> <i>RMB'000</i>
Fair value of collateral:		
– Stocks	238,853,182	273,408,489
– Cash	10,376,744	10,226,872
– Funds	9,207,116	12,002,751
– Bonds	<u>257,388</u>	<u>364,244</u>
Total	<u>258,694,430</u>	<u>296,002,356</u>

## Section X Interim Condensed Consolidated Financial Statements

### 37 DERIVATIVE FINANCIAL INSTRUMENTS

	As at 30 June 2024		
	Nominal amount	Fair value	
		Assets <i>(Unaudited)</i>	Liabilities <i>(Unaudited)</i>
	<i>RMB'000</i>	<i>RMB'000</i>	<i>RMB'000</i>
Interest rate derivatives	1,619,264,115	1,014,965	(1,131,508)
Equity derivatives	218,797,726	11,300,451	(9,858,375)
Currency derivatives	144,743,894	414,683	(859,925)
Other derivatives	191,091,204	1,269,334	(904,690)
Less: Cash (received)/paid as settlement		(277,958)	568,212
Total		13,721,475	(12,186,286)

	As at 31 December 2023		
	Nominal amount	Fair value	
		Assets <i>(Audited)</i>	Liabilities <i>(Audited)</i>
	<i>RMB'000</i>	<i>RMB'000</i>	<i>RMB'000</i>
Interest rate derivatives	1,804,879,957	1,219,637	(1,147,151)
Equity derivatives	287,675,411	7,619,555	(9,081,582)
Currency derivatives	155,030,218	337,369	(746,053)
Other derivatives	143,395,440	891,707	(668,956)
Less: Cash (received)/paid as settlement		(395,570)	155,136
Total		9,672,698	(11,488,606)

## Section X Interim Condensed Consolidated Financial Statements

### 38 CLEARING SETTLEMENT FUNDS

	As at 30 June 2024 <i>(Unaudited)</i> RMB'000	As at 31 December 2023 <i>(Audited)</i> RMB'000
Deposits with stock exchanges		
– China Securities Depository and Clearing Corporation Limited	4,878,365	5,987,600
– Others	<u>987,599</u>	<u>1,327,828</u>
Total	<u><u>5,865,964</u></u>	<u><u>7,315,428</u></u>

### 39 CASH HELD ON BEHALF OF BROKERAGE CUSTOMERS

The Group maintains segregated deposit accounts with banks and authorized institutions to hold cash on behalf of customers arising from its normal course of business. The Group has recorded the related amounts as cash held on behalf of customers and the corresponding liabilities as accounts payable to brokerage customers on the grounds that it is liable for any loss or misappropriation of its brokerage clients' monies. In Mainland China, the use of cash held on behalf of customers for security and the settlement of their transactions are restricted and governed by relevant third-party deposit regulations issued by the CSRC. In Hong Kong, the "Securities and Futures (Client Money) Rules" implementing the related provisions of the Securities and Futures Ordinance impose similar restrictions.

### 40 CASH AND BANK BALANCES

	As at 30 June 2024 <i>(Unaudited)</i> RMB'000	As at 31 December 2023 <i>(Audited)</i> RMB'000
Cash on hand	439	445
Bank balances	<u>35,487,597</u>	<u>30,739,465</u>
Total	<u><u>35,488,036</u></u>	<u><u>30,739,910</u></u>

As at 30 June 2024 and 31 December 2023, the Group's bank balances of RMB514,393 thousand and RMB486,487 thousand, respectively, were restricted.

As at 30 June 2024, the ECL allowance for cash and cash balances amounted to RMB4,200 thousand (31 December 2023: RMB3,182 thousand).

## Section X Interim Condensed Consolidated Financial Statements

### 41 LOANS AND BORROWINGS

#### Non-current

	<b>As at 30 June 2024 (Unaudited) RMB'000</b>	As at 31 December 2023 (Audited) RMB'000
Unsecured loans and borrowings <sup>(1)</sup>	<u><b>544,479</b></u>	<u>549,552</u>

#### Current

	<b>As at 30 June 2024 (Unaudited) RMB'000</b>	As at 31 December 2023 (Audited) RMB'000
Unsecured loans and borrowings <sup>(2)</sup>	<u><b>12,622,787</b></u>	<u>11,661,690</u>

(1) As at 30 June 2024, the non-current unsecured bank loans of the Group bore interest at rate 3.15% per annum.

(2) As at 30 June 2024 and 31 December 2023, the current unsecured loans and borrowings of the Group bore interest rates ranging from 2.94% to 6.09% per annum and from 3.60% to 6.38% per annum, respectively.

### 42 SHORT-TERM DEBT INSTRUMENTS

<b>Unaudited</b>	<b>Nominal interest rate</b>	<b>As at 1 January 2024 RMB'000</b>	<b>Increase RMB'000</b>	<b>Decrease RMB'000</b>	<b>As at 30 June 2024 RMB'000</b>
Short-term financing bills payable	1.93% - 2.80%	16,170,874	8,171,690	10,204,081	14,138,483
Medium-term notes	0.00% - 6.31%	2,296,421	7,978,815	2,321,769	7,953,467
Structured notes	2.05% - 5.54%	904,799	531,811	906,830	529,780
Total		<u><b>19,372,094</b></u>	<u><b>16,682,316</b></u>	<u><b>13,432,680</b></u>	<u><b>22,621,730</b></u>



## Section X Interim Condensed Consolidated Financial Statements

### 42 SHORT-TERM DEBT INSTRUMENTS *(continued)*

Audited	Nominal interest rate	As at 1 January 2023	Increase <i>RMB'000</i>	Decrease <i>RMB'000</i>	As at 31 December 2023
		<i>RMB'000</i>			<i>RMB'000</i>
Short-term financing bills payable	2.44% – 2.80%	7,210,792	23,381,352	14,421,270	16,170,874
Short-term corporate bonds	2.51%	3,007,840	29,294	3,037,134	–
Medium-term notes	0.00% – 6.14%	468,824	6,464,102	4,636,505	2,296,421
Structured notes	0.50% – 5.54%	<u>2,962,023</u>	<u>2,074,069</u>	<u>4,131,293</u>	<u>904,799</u>
Total		<u>13,649,479</u>	<u>31,948,817</u>	<u>26,226,202</u>	<u>19,372,094</u>

### 43 PLACEMENTS FROM OTHER FINANCIAL INSTITUTIONS

	<b>As at 30 June 2024 (Unaudited) <i>RMB'000</i></b>	As at 31 December 2023 (Audited) <i>RMB'000</i>
Placements from banks	<b>8,748,831</b>	7,804,513
Placements from CSFC <sup>(1)</sup>	<u>–</u>	<u>3,940,389</u>
Total	<b><u>8,748,831</u></b>	<u>11,744,902</u>

- (1) Placements from CSFC were repayable within one year. As at 31 December 2023, the annual interest rates ranged from 2.12% to 2.30%.

## Section X Interim Condensed Consolidated Financial Statements

### 44 ACCOUNTS PAYABLE TO BROKERAGE CUSTOMERS

	As at <b>30 June</b> <b>2024</b> <i>(Unaudited)</i> <b>RMB'000</b>	As at 31 December 2023 <i>(Audited)</i> <b>RMB'000</b>
Margin financing and securities lending deposits	<b>13,989,666</b>	13,979,341
Other brokerage business deposits	<b>190,239,774</b>	164,075,731
Total	<b>204,229,440</b>	178,055,072

Accounts payable to brokerage customers mainly include money held on behalf of customers in banks and clearing houses, and bear interest at the prevailing market interest rates.

The majority of the accounts payable balances are repayable on demand except where certain accounts payable to brokerage customers represent monies received from customers for their margin financing and future trading activities under the normal course of business. Only amounts in excess of the required deposits and cash collateral stipulated are repayable on demand.

No aging analysis is disclosed as in the opinion of the directors of the Company, the aging analysis does not provide additional value in view of the nature of these businesses.

### 45 EMPLOYEE BENEFITS PAYABLE

	As at <b>30 June</b> <b>2024</b> <i>(Unaudited)</i> <b>RMB'000</b>	As at 31 December 2023 <i>(Audited)</i> <b>RMB'000</b>
Salaries, bonuses and allowances	<b>5,787,560</b>	7,544,451
Social welfare and others	<b>183,006</b>	136,390
Contributions to a defined contribution scheme	<b>27,329</b>	48,003
Total	<b>5,997,895</b>	7,728,844

## Section X Interim Condensed Consolidated Financial Statements

### 46 FINANCIAL ASSETS SOLD UNDER REPURCHASE AGREEMENTS

**(a) Analysed by collateral type:**

	<b>As at 30 June 2024 (Unaudited) RMB'000</b>	As at 31 December 2023 (Audited) RMB'000
Bonds	<b>140,076,168</b>	194,899,493
Funds	<b>31,738,774</b>	16,973,511
Precious metals	<b>6,673,201</b>	4,956,586
Total	<b><u>178,488,143</u></b>	<u>216,829,590</u>

**(b) Analysed by market:**

	<b>As at 30 June 2024 (Unaudited) RMB'000</b>	As at 31 December 2023 (Audited) RMB'000
Interbank market	<b>87,576,961</b>	134,851,315
Stock exchanges	<b>84,237,981</b>	77,021,689
Over the counter	<b>6,673,201</b>	4,956,586
Total	<b><u>178,488,143</u></b>	<u>216,829,590</u>

## Section X Interim Condensed Consolidated Financial Statements

### 47 FINANCIAL LIABILITIES AT FAIR VALUE THROUGH PROFIT OR LOSS

#### Current

	As at <b>30 June 2024</b> <i>(Unaudited)</i> <b>RMB'000</b>	As at 31 December 2023 <i>(Audited)</i> <b>RMB'000</b>
At fair value through profit or loss <sup>(1)</sup>		
– Debt securities	<b>3,044,177</b>	1,470,697
– Gold	<b>104,083</b>	142,270
– Equity securities	<b>751,318</b>	1,539,627
Designated as at fair value through profit or loss		
– Debt securities <sup>(2)</sup>	<b>49,613,734</b>	53,046,729
– Interest attributable to other holders of consolidated structured entities <sup>(3)</sup>	<b>512,620</b>	1,424,305
Total	<b>54,025,932</b>	57,623,628

#### Non-current

	As at <b>30 June 2024</b> <i>(Unaudited)</i> <b>RMB'000</b>	As at 31 December 2023 <i>(Audited)</i> <b>RMB'000</b>
Designated as at fair value through profit or loss		
– Debt securities <sup>(2)</sup>	<b>8,645,773</b>	16,956,084
– Interest attributable to other holders of consolidated structured entities <sup>(3)</sup>	<b>416,945</b>	244,549
Total	<b>9,062,718</b>	17,200,633

(1) As at 30 June 2024 and 31 December 2023, included in the Group's financial liabilities through profit or loss were equity securities, bonds and gold borrowed by the Group.

(2) As at 30 June 2024 and 31 December 2023, included in the Group's financial liabilities designated as at fair value through profit or loss were structured notes generally in the form of notes or certificates with the underlying investments related to equity investments, debt investments, indexes, unlisted fund investments and etc.

(3) As at 30 June 2024 and 31 December 2023, the financial liabilities arising from the consolidation of structured entities were designated as at fair value through profit or loss by the Group, as the Group has the obligation to pay other investors or limited partners upon the maturity dates of the structured entities based on the net asset value and related terms of those consolidated structured entities.

## Section X Interim Condensed Consolidated Financial Statements

### 48 BONDS PAYABLE

#### Current

	<b>As at 30 June 2024 (Unaudited) RMB'000</b>	As at 31 December 2023 (Audited) RMB'000
Corporate bonds <sup>(1)</sup>	<b>26,806,731</b>	22,615,599
Subordinated bonds <sup>(1)</sup>	<b>5,584,815</b>	7,683,361
Medium-term notes	<b>2,148,348</b>	2,144,148
Total	<b><u>34,539,894</u></b>	<u>32,443,108</u>

#### Non-current

	<b>As at 30 June 2024 (Unaudited) RMB'000</b>	As at 31 December 2023 (Audited) RMB'000
Corporate bonds <sup>(1)</sup>	<b>79,065,198</b>	87,955,219
Medium-term notes	<b>13,906,884</b>	10,023,339
Subordinated bonds <sup>(1)</sup>	<b>4,002,685</b>	3,603,877
Total	<b><u>96,974,767</u></b>	<u>101,582,435</u>

## Section X Interim Condensed Consolidated Financial Statements

### 48 BONDS PAYABLE (continued)

(1) The details of the outstanding corporate bonds and subordinated bonds payable are as follows:

**As at 30 June 2024**

<b>Name</b>	<b>Par value RMB'000</b>	<b>Issue date</b>	<b>Maturity date</b>	<b>Coupon rate</b>
<b>Current</b>				
Corporate bonds				
21 GUOJUN G7	1,900,000	2021.07	2024.07	3.13%
21 GUOJUN G9	2,800,000	2021.08	2024.08	3.01%
21 GUOJUN I2	4,400,000	2021.09	2024.10	3.09%
21 GUOJUN I4	3,300,000	2021.10	2024.11	3.29%
22 GUOJUN G1	2,000,000	2022.03	2025.03	3.04%
22 GUOJUN G3	2,800,000	2022.04	2025.04	2.96%
22 GUOJUN G5	3,100,000	2022.05	2025.05	2.78%
23 GUOJUN G1	3,000,000	2023.01	2025.02	2.90%
23 GUOJUN G3	1,500,000	2023.02	2025.02	2.92%
23 GUOJUN G5	1,600,000	2023.05	2025.05	2.79%
Subordinated bonds				
21 GUOJUN C3	2,000,000	2021.12	2024.12	3.20%
22 GUOJUN C2	3,500,000	2022.01	2025.01	3.17%

## Section X Interim Condensed Consolidated Financial Statements

### 48 BONDS PAYABLE (continued)

(1) The details of the outstanding corporate bonds and subordinated bonds payable are as follows: (continued)

**As at 30 June 2024 (continued)**

Name	Par value RMB'000	Issue date	Maturity date	Coupon rate
<b>Non-current</b>				
Corporate bonds				
21 GUOJUN G2	2,000,000	2021.04	2026.04	3.75%
21 GUOJUN G4	5,000,000	2021.05	2026.05	3.67%
21 GUOJUN G8	6,100,000	2021.07	2026.07	3.48%
21 GUOJUN 10	4,200,000	2021.08	2026.08	3.35%
21 GUOJUN 11	3,000,000	2021.08	2031.08	3.77%
21 GUOJUN 13	3,400,000	2021.09	2031.09	3.80%
21 GUOJUN 15	3,400,000	2021.10	2031.10	3.99%
22 GUOJUN G2	1,400,000	2022.03	2032.03	3.74%
22 GUOJUN G4	2,500,000	2022.04	2032.04	3.70%
22 GUOJUN G6	2,400,000	2022.05	2032.05	3.58%
22 GUOJUN G7	2,500,000	2022.07	2025.07	2.92%
22 GUOJUN G8	2,500,000	2022.07	2027.07	3.27%
22 GUOJUN G9	2,000,000	2022.09	2025.09	2.52%
22 GUOJUN 10	3,000,000	2022.09	2027.09	2.90%
23 GUOJUN G2	3,000,000	2023.01	2026.01	3.07%
23 GUOJUN G4	4,500,000	2023.02	2026.02	3.16%
23 GUOJUN G6	3,400,000	2023.05	2026.04	2.92%
23 GUOJUN G7	3,000,000	2023.08	2025.08	2.53%
23 GUOJUN G8	2,000,000	2023.08	2026.08	2.70%
23 GUOJUN G9	1,500,000	2023.09	2025.10	2.80%
23 GUOJUN 10	3,500,000	2023.09	2026.09	2.89%
23 GUOJUN 11	900,000	2023.10	2025.10	2.82%
23 GUOJUN 12	2,500,000	2023.10	2028.10	3.12%
23 GUOJUN 13	3,500,000	2023.11	2025.11	2.82%
23 GUOJUN 15	1,700,000	2023.11	2028.11	3.08%
24 GUOJUN G1	5,000,000	2024.05	2027.05	2.30%
Subordinated bonds				
24 GUOJUN C1	3,000,000	2024.06	2027.08	2.28%
24 JUNQI C1	1,000,000	2024.03	2027.03	2.77%

## Section X Interim Condensed Consolidated Financial Statements

### 48 BONDS PAYABLE (continued)

(1) The details of the outstanding corporate bonds and subordinated bonds payable are as follows: (continued)

As at 31 December 2023

Name	Par value RMB'000	Issue date	Maturity date	Coupon rate
<b>Current</b>				
Corporate bonds				
21 GUOJUN G1	4,000,000	2021.04	2024.04	3.46%
21 GUOJUN G3	3,000,000	2021.05	2024.05	3.31%
21 GUOJUN G5	2,900,000	2021.06	2024.06	3.40%
21 GUOJUN G7	1,900,000	2021.07	2024.07	3.13%
21 GUOJUN G9	2,800,000	2021.08	2024.08	3.01%
21 GUOJUN 12	4,400,000	2021.09	2024.10	3.09%
21 GUOJUN 14	3,300,000	2021.10	2024.11	3.29%
Subordinated bond				
21 GUOJUN C1	3,000,000	2021.01	2024.01	3.89%
21 GUOJUN C3	2,000,000	2021.12	2024.12	3.20%
22 GUOJUN C1	2,500,000	2022.01	2024.01	3.00%



## Section X Interim Condensed Consolidated Financial Statements

### 48 BONDS PAYABLE (continued)

(1) The details of the outstanding corporate bonds and subordinated bonds payable are as follows: (continued)

As at 31 December 2023 (continued)

Name	Par value RMB'000	Issue date	Maturity date	Coupon rate
<b>Non-current</b>				
Corporate bonds				
21 GUOJUN G2	2,000,000	2021.04	2026.04	3.75%
21 GUOJUN G4	5,000,000	2021.05	2026.05	3.67%
21 GUOJUN G8	6,100,000	2021.07	2026.07	3.48%
21 GUOJUN 10	4,200,000	2021.08	2026.08	3.35%
21 GUOJUN 11	3,000,000	2021.08	2031.08	3.77%
21 GUOJUN 13	3,400,000	2021.09	2031.09	3.80%
21 GUOJUN 15	3,400,000	2021.10	2031.10	3.99%
22 GUOJUN G1	2,000,000	2022.03	2025.03	3.04%
22 GUOJUN G2	1,400,000	2022.03	2032.03	3.74%
22 GUOJUN G3	2,800,000	2022.04	2025.04	2.96%
22 GUOJUN G4	2,500,000	2022.04	2032.04	3.70%
22 GUOJUN G5	3,100,000	2022.05	2025.05	2.78%
22 GUOJUN G6	2,400,000	2022.05	2032.05	3.58%
22 GUOJUN G7	2,500,000	2022.07	2025.07	2.92%
22 GUOJUN G8	2,500,000	2022.07	2027.07	3.27%
22 GUOJUN G9	2,000,000	2022.09	2025.09	2.52%
22 GUOJUN 10	3,000,000	2022.09	2027.09	2.90%
23 GUOJUN G1	3,000,000	2023.01	2025.02	2.90%
23 GUOJUN G2	3,000,000	2023.01	2026.01	3.07%
23 GUOJUN G3	1,500,000	2023.02	2025.02	2.92%
23 GUOJUN G4	4,500,000	2023.02	2026.02	3.16%
23 GUOJUN G5	1,600,000	2023.05	2025.05	2.79%
23 GUOJUN G6	3,400,000	2023.05	2026.04	2.92%
23 GUOJUN G7	3,000,000	2023.08	2025.08	2.53%
23 GUOJUN G8	2,000,000	2023.08	2026.08	2.70%
23 GUOJUN G9	1,500,000	2023.09	2025.10	2.80%
23 GUOJUN 10	3,500,000	2023.09	2026.09	2.89%
23 GUOJUN 11	900,000	2023.10	2025.10	2.82%
23 GUOJUN 12	2,500,000	2023.10	2028.10	3.12%
23 GUOJUN 13	3,500,000	2023.11	2025.11	2.82%
23 GUOJUN 15	1,700,000	2023.11	2028.11	3.08%
Subordinated bond				
22 GUOJUN C2	3,500,000	2022.01	2025.01	3.17%

## Section X Interim Condensed Consolidated Financial Statements

### 49 CONTRACT LIABILITIES

#### Current

	As at <b>30 June</b> <b>2024</b> <i>(Unaudited)</i> <b>RMB'000</b>	As at 31 December 2023 <i>(Audited)</i> <b>RMB'000</b>
Advance fee and commission	<b>26,099</b>	64,185
Advance consideration from commodity trading	<b>16,587</b>	15,956
Total	<b>42,686</b>	80,141

Contract liabilities represent the advance payment of the sponsorship business, the asset management business and the commodity trading. The Group received these advance payments when the contracts are signed, and will recognize the expected revenue in future when or as the work is completed or, in the case of commodity trading, when the customer takes possession of and accepts the commodity.

### 50 LEASE LIABILITIES

	As at <b>30 June</b> <b>2024</b> <i>(Unaudited)</i> <b>RMB'000</b>	As at 31 December 2023 <i>(Audited)</i> <b>RMB'000</b>
With 1 year	<b>564,624</b>	615,271
After 1 year but within 5 years	<b>1,052,368</b>	1,164,489
After 5 years	<b>34,022</b>	49,591
	<b>1,086,390</b>	1,214,080
Total	<b>1,651,014</b>	1,829,351

## Section X Interim Condensed Consolidated Financial Statements

### 51 OTHER CURRENT LIABILITIES

	As at <b>30 June</b> <b>2024</b> <i>(Unaudited)</i> <b>RMB'000</b>	As at 31 December 2023 <i>(Audited)</i> <b>RMB'000</b>
Accounts payable arising from derivative transactions	59,455,069	62,462,726
Accounts payable to brokers	7,685,195	9,650,641
Settlement payables to clearing house and customers	4,593,108	1,253,118
Borrowings arising from futures pledge business	4,498,342	3,751,296
Dividends payable	833,338	401,782
Bank's acceptance bill payable	729,169	1,087,481
Commission payable to other distributors	297,350	284,282
Proceeds from underwriting securities received on behalf of customers	290,597	872,661
Accounts payable arising from equity incentives	178,059	361,484
Other tax payable	176,748	285,913
Underwriting fee payable in relation to IPO	90,173	90,173
Dividend received on behalf of customers	77,350	124,309
Payables for the securities investor protection fund	50,928	50,864
Interest payable	33,704	72,504
Others	<u>1,304,199</u>	<u>1,337,813</u>
Total	<u><b>80,293,329</b></u>	<u><b>82,087,047</b></u>

### 52 OTHER NON-CURRENT LIABILITIES

	As at <b>30 June</b> <b>2024</b> <i>(Unaudited)</i> <b>RMB'000</b>	As at 31 December 2023 <i>(Audited)</i> <b>RMB'000</b>
Provisions	272,167	328,898
Risk reserve for the futures brokerage business	<u>192,932</u>	<u>184,791</u>
Total	<u><b>465,099</b></u>	<u><b>513,689</b></u>

## Section X Interim Condensed Consolidated Financial Statements

### 53 SHARE CAPITAL

All shares issued by the Company are fully paid ordinary shares. The par value per share is RMB1 yuan. The Company's number of shares issued and their nominal value are as follows:

	<b>As at 30 June 2024 (Unaudited) RMB'000</b>	As at 31 December 2023 (Audited) RMB'000
At the beginning of the period/year	<b>8,904,611</b>	8,906,673
The conversion of convertible bonds into ordinary shares	-	95
Deregistration of treasury shares	<u>(880)</u>	<u>(2,157)</u>
At the end of the period/year	<b><u>8,903,731</u></b>	<u>8,904,611</u>

### 54 OTHER EQUITY INSTRUMENTS

	<b>As at 30 June 2024 (Unaudited) RMB'000</b>	As at 31 December 2023 (Audited) RMB'000
Perpetual subordinated bonds <sup>(1)</sup>	<b><u>19,918,679</u></b>	<u>19,918,679</u>

## Section X Interim Condensed Consolidated Financial Statements

### 54 OTHER EQUITY INSTRUMENTS (continued)

- (1) As approved by the CSRC, the Company issued four batches of perpetual subordinated bonds (collectively the “perpetual subordinated bonds”, including “19 Guojun Y1”, “20 Guojun Y1”, “22 Guojun Y1” and “23 Guojun Y1”) with an initial interest rate of 4.20%, 3.85%, 3.59% and 3.53% in September 2019, March 2020, July 2022 and June 2023. The actual proceeds from each of the perpetual subordinated bonds was RMB5 billion each with a carrying amount of RMB100 per bond. The perpetual subordinated bonds have no fixed maturity dates and the Company has an option to redeem “19 Guojun Y1” and “20 Guojun Y1” at principal amounts plus any accrued interest on the fifth interest payment date or any interest payment date afterwards. The Company has an option to extend one cycle at the end of each repricing cycle, or redeem “22 Guojun Y1” and “23 Guojun Y1” in full.

The interest rate for perpetual subordinated bonds is fixed in the first 5 years and will be repriced every 5 years when the right of redemption and option of renewal are not exercised. The repriced interest rate is determined as the sum of the current base rate and the initial spread plus 300bp. The current base rate is defined as the average yield of 5 years treasury from the interbank fixed rate bond yield curve published on China Bond webpage 5 working days before the adjustment.

The issuer has the option to defer interest payment, except in the event of mandatory interest payments, so that at each interest payment date, the issuer may choose to defer the interest payment to the next payment date for the current period as well as all interest and accreted interest already deferred, without being subject to any limitation with respect to the number of deferrals. Of which, mandatory interest payment events are limited to dividend distributions to ordinary equity holders and reductions of registered capital.

The perpetual subordinated bonds issued by the Company are classified as equity instruments and presented under equity in the Group’s and the Company’s statement of financial position.

As at 30 June 2024 and 31 December 2023, the Company recognized dividends payable to holders of the perpetual subordinated bonds amounting to approximately RMB759 million and RMB759 million (Note 17), respectively.

## Section X Interim Condensed Consolidated Financial Statements

### 55 RESERVES AND RETAINED PROFITS

#### (a) Capital reserve

Capital reserve mainly includes share premium arising from the issuance of new shares at prices in excess of face value and the difference between the considerations of the acquisition of equity interests from non-controlling shareholders and the carrying amount of the proportionate net assets.

#### (b) Investment revaluation reserve

Investment revaluation reserve mainly represents the fair value changes of debt instruments at fair value through other comprehensive income and equity instruments at fair value through other comprehensive income.

#### (c) Translation reserve

For the purposes of presenting the consolidated financial statements, the assets and liabilities of the Group's foreign operations are translated into the presentation currency of the Group at the rate of exchange prevailing at the end of the reporting period, and the income and expenses are translated at the average exchange rates or at the approximate exchange rates for the period. Exchange differences arising, if any, are recognized in other comprehensive income and accumulated in the translation reserve.

#### (d) Surplus reserve

The surplus reserve includes the statutory surplus reserve and discretionary surplus reserve.

Pursuant to the "Company Law of the People's Republic of China", the articles of association of the Company and the decision of the Board, the Company is required to set aside 10% of its net profit (after offsetting the accumulated losses incurred in previous years) to the statutory surplus reserve until the balance reaches 50% of the respective registered capital. Subject to the approval of the shareholders, the statutory surplus reserve may be used to offset accumulated losses, and may also be converted into capital of the Company, provided that the balance of the statutory surplus reserve after such capitalization is not less than 25% of the registered capital immediately before capitalization.

## Section X Interim Condensed Consolidated Financial Statements

### 55 RESERVES AND RETAINED PROFITS *(continued)*

#### (e) General reserve

The general reserve includes the general risk reserve and the transaction risk reserve.

In accordance with the requirements of the CSRC Circular regarding the Annual Reporting of Securities Companies in 2007 (Zhengjian Jigou Zi [2007] No. 320) issued on 18 December 2007, the Company appropriates 10% of its annual net profit to the general risk reserve. The Company's PRC subsidiaries are also subject to the statutory requirements to appropriate their earnings to general reserves.

In accordance with the requirements of the CSRC Circular regarding the Annual Reporting of Securities Companies in 2007 (Zhengjian Jigou Zi [2007] No. 320) issued on 18 December 2007 and in compliance with the Securities Law, for the purpose of covering securities trading losses, the Company appropriates 10% of its annual net profit to the transaction risk reserve.

In accordance with the requirements of Provisional Measures on Supervision and Administration of Risk Provision of Public Offering of Securities Investment Funds (Order of the CSRC No. 94) issued on 24 September 2013, the Group appropriates 10% of fund management fee to the general risk reserve.

#### (f) Retained profits

The movements in retained profits are set out below:

	<b>As at 30 June 2024 (Unaudited) RMB'000</b>	As at 31 December 2023 (Audited) RMB'000
At the end of last year	<u>58,506,243</u>	<u>56,683,126</u>
At the beginning of the period/year	58,506,243	56,683,126
Profit for the period/year	5,016,017	9,374,143
Appropriation to general reserve	(127,754)	(1,759,099)
Dividends	(3,561,492)	(4,719,402)
Distribution to other equity instrument holders	(758,500)	(758,500)
Others	<u>(4,432)</u>	<u>(314,025)</u>
At the end of the period/year	<u><u>59,070,082</u></u>	<u><u>58,506,243</u></u>

## Section X Interim Condensed Consolidated Financial Statements

### 56 CASH AND CASH EQUIVALENTS

	Six months ended 30 June	
	2024 <i>(Unaudited)</i> RMB'000	2023 <i>(Unaudited)</i> RMB'000
Cash on hand	439	463
Bank balances	35,487,597	41,670,181
Clearing settlement funds	5,865,964	7,656,757
Financial assets held under resale agreements with original maturity of less than three months	39,723,361	46,983,008
Less: bank deposits with original maturity of more than three months, risk reserve deposits, restricted bank balances and clearing settlement funds	<u>(4,996,936)</u>	<u>(3,327,485)</u>
Total	<u>76,080,425</u>	<u>92,982,924</u>

### 57 TRANSFERRED FINANCIAL ASSETS

In the normal course of business, the Group enters into certain transactions in which it transfers recognized financial assets to third parties or customers. If these transfers qualify for derecognition, the Group derecognizes all or part of the financial assets where appropriate. If the Group has retained substantially all the risks and rewards of these assets, the Group continues to recognize these assets.

#### (a) Repurchase agreements

Transferred financial assets that do not qualify for derecognition include debt securities held by counterparties as collateral under repurchase agreements. The Group transfers the contractual rights to receive the cash flows of these securities, but has an obligation to repurchase them at the agreed date and price. The Group has determined that it retains substantially all the risks and rewards of these securities and therefore has not derecognized them. In addition, they are recognized as financial assets sold under repurchase agreements.



## Section X Interim Condensed Consolidated Financial Statements

### 57 TRANSFERRED FINANCIAL ASSETS (continued)

#### (b) Securities lending

Transferred financial assets that do not qualify for derecognition include securities lent to customers for the securities lending business, for which the customers provide the Group with collateral that could fully cover the credit risk exposure of the securities lent. The customers have an obligation to return the securities according to the contracts. The Group has determined that it retains substantially all the risks and rewards of these securities and therefore has not derecognized the securities lent.

#### (c) Margin financing borrowing

Transferred financial assets that do not qualify for derecognition include securities transferred to CSFC. When CSFC exercises the rights attached to the securities, it shall follow the instructions of the Group. The Group has determined that it retains substantially all the risks and rewards of these securities and therefore has not derecognized the securities transferred.

The following tables provide a summary of the carrying amounts related to transferred financial assets that are not derecognized in their entirety and the associated liabilities:

	<b>Repurchase agreements RMB'000</b>	<b>Securities lending RMB'000</b>	<b>Margin financing borrowing RMB'000</b>
<b>30 June 2024</b>			
Carrying amount of transferred assets	<u>593,598</u>	<u>2,060,031</u>	<u>387,420</u>
Carrying amount of related liabilities	<u>570,090</u>	<u>N/A</u>	<u>N/A</u>
	Repurchase	Securities	Margin
	agreements	lending	financing
	RMB'000	RMB'000	borrowing
			RMB'000
31 December 2023			
Carrying amount of transferred assets	<u>3,030,857</u>	<u>2,432,180</u>	<u>953,680</u>
Carrying amount of related liabilities	<u>2,932,790</u>	<u>N/A</u>	<u>N/A</u>

## Section X Interim Condensed Consolidated Financial Statements

### 58 COMMITMENTS

#### (a) Capital commitments

As at 30 June 2024, there is no significant capital commitment.

### 59 CONTINGENCIES

As at 30 June 2024 and 31 December 2023, the contingent liabilities due to pending litigations amounted to RMB377,579 thousand and RMB172,263 thousand, respectively.

### 60 RELATED PARTY RELATIONSHIPS AND TRANSACTIONS

#### (a) Relationship of related parties

##### (1) Major shareholders

Name of the shareholder	Place of registration and operations	Principal activities	Registered share capital	Percentage of equity interest	Voting rights	Controlling Shareholders
Shanghai State-owned Assets Operation Co., Ltd. (Shanghai SA)	Shanghai	Practical investment, capital operation, asset acquisition, etc	RMB5.5 billion	23.06%	23.06%	Controlling shareholder
Shanghai International Group Co., Ltd.(SIG)	Shanghai	Investment, capital operation and asset management in the financial sector and supplemented with non-financial sectors	RMB30 billion	9.05%	9.05%	Ultimate controller

##### (2) Associates and joint ventures of the Group

The detailed information of the Group's associates and joint ventures is set out in Note 25.

## Section X Interim Condensed Consolidated Financial Statements

### 60 RELATED PARTY RELATIONSHIPS AND TRANSACTIONS *(continued)*

#### (a) Relationship of related parties *(continued)*

##### (3) Other related parties of the Group

Name of the related parties	Relationship of the related parties
Shenzhen Investment Holdings Co., Ltd.	Shareholder that holds more than 5% equity interest of the Company
Shanghai International Group (Hong Kong) Co., Ltd.	SIG controls the entity
Shanghai Guoxin Venture Investment Co., Ltd.	Shanghai SA controls the entity
Shanghai Guoxin Investment Development Co., Ltd.	Shanghai SA controls the entity
Shanghai Zhenghai Guoxin Investment Center (L.P.)	Shanghai SA controls the entity
Shanghai Rural Commercial Bank	The senior management of SIG acts as the director of the entity
Shanghai Pudong Development Bank Financial Leasing Co., Ltd.	The senior management of Shanghai SA acts as the director of the entity
Shanghai Pudong Development Bank Co., Ltd.	The director of the Company acts as the director of the entity
New China Capital Management Co., Ltd.	The former director of the Company acted as the director and president of the entity
Anhui Huamao Industry Investment Co., Ltd.	The supervisor of the Company acts as the director of the entity
Shenzhen Energy Group Co., Ltd.	The supervisor of the Company acts as the senior management of the entity
Great Wall Securities Co., Ltd.	The supervisor of the Company acted as the vice chairman of the entity
China Securities Credit Investment Co., Ltd.	The senior management of the Company acts as a director of the entity
China Foreign Economy and Trade Trust Co., Ltd.	The trustee of a trust in favor of Shanghai SA
Guang Dong Yuecai Trust Co., Ltd.	The trustee of a trust in favor of Shanghai SA
Beijing Futaihua Investment Management Co., Ltd.	Subsidiary of a company in which Shanghai SA holds more than 30% of the shares

Other related parties can be individuals or enterprises, which include members of the Board of Directors, the Board of Supervisors and senior management, and close family members of such individuals.

## Section X Interim Condensed Consolidated Financial Statements

### 60 RELATED PARTY RELATIONSHIPS AND TRANSACTIONS *(continued)*

#### (b) Transactions between the Group and other related parties

##### (1) Fee and commission income from related parties

Related parties	Six months ended 30 June	
	2024	2023
	<i>(Unaudited)</i>	<i>(Unaudited)</i>
	<i>RMB'000</i>	<i>RMB'000</i>
Associates and joint ventures	46,151	51,239
Other major related parties	2,191	8,141
Major shareholders and their subsidiaries	541	762

##### (2) Fee and commission expense to related parties

Related parties	Six months ended 30 June	
	2024	2023
	<i>(Unaudited)</i>	<i>(Unaudited)</i>
	<i>RMB'000</i>	<i>RMB'000</i>
Other major related parties	-	-

##### (3) Interest received from related parties

Related parties	Six months ended 30 June	
	2024	2023
	<i>(Unaudited)</i>	<i>(Unaudited)</i>
	<i>RMB'000</i>	<i>RMB'000</i>
Other major related parties	123,183	104,788
Associates and joint ventures	388	388

## Section X Interim Condensed Consolidated Financial Statements

### 60 RELATED PARTY RELATIONSHIPS AND TRANSACTIONS *(continued)*

#### (b) Transactions between the Group and other related parties *(continued)*

##### (4) Interest paid to related parties

Related parties	Six months ended 30 June	
	2024	2023
	<i>(Unaudited)</i>	<i>(Unaudited)</i>
	<i>RMB'000</i>	<i>RMB'000</i>
Other major related parties	45,502	67,073
Associates and joint ventures	764	585
Major shareholders and their subsidiaries	30	23

##### (5) Operating expenses and costs paid to related parties

Related parties	Six months ended 30 June	
	2024	2023
	<i>(Unaudited)</i>	<i>(Unaudited)</i>
	<i>RMB'000</i>	<i>RMB'000</i>
Other major related parties	13,756	24,805

#### (c) Balances of related party transactions between the Group and its related parties

##### (1) Deposits with related parties

Related parties	As at	As at
	30 June	31 December
	2024	2023
	<i>(Unaudited)</i>	<i>(Audited)</i>
	<i>RMB'000</i>	<i>RMB'000</i>
Other major related parties	7,895,645	7,875,839

## Section X Interim Condensed Consolidated Financial Statements

### 60 RELATED PARTY RELATIONSHIPS AND TRANSACTIONS *(continued)*

#### (c) Balances of related party transactions between the Group and its related parties *(continued)*

##### (2) Financial assets held under resale agreements

	As at 30 June 2024 <i>(Unaudited)</i> RMB'000	As at 31 December 2023 <i>(Audited)</i> RMB'000
Related parties		
Other major related parties	-	47,653

##### (3) Accounts payable

	As at 30 June 2024 <i>(Unaudited)</i> RMB'000	As at 31 December 2023 <i>(Audited)</i> RMB'000
Related parties		
Other major related parties	23,231	18,442
Associates and joint ventures of the Group	3	3

##### (4) Financial assets sold under repurchase agreements

	As at 30 June 2024 <i>(Unaudited)</i> RMB'000	As at 31 December 2023 <i>(Audited)</i> RMB'000
Related parties		
Other major related parties	100,021	472,075

## Section X Interim Condensed Consolidated Financial Statements

### 60 RELATED PARTY RELATIONSHIPS AND TRANSACTIONS *(continued)*

#### (c) Balances of related party transactions between the Group and its related parties *(continued)*

##### (5) Bonds held by the Company

<b>Related parties</b>	<b>As at 30 June 2024 (Unaudited) RMB'000</b>	<b>As at 31 December 2023 (Audited) RMB'000</b>
Other major related parties	<b>2,183,550</b>	2,104,912
Associates and joint ventures	<b>30,562</b>	105,923

##### (6) Loans and borrowings with related parties

<b>Related parties</b>	<b>As at 30 June 2024 (Unaudited) RMB'000</b>	<b>As at 31 December 2023 (Audited) RMB'000</b>
Other major related parties	<b>1,939,309</b>	2,854,909

##### (7) Derivative transactions with related parties

<b>Related parties</b>	<b>As at 30 June 2024 (Unaudited) RMB'000</b>	<b>As at 31 December 2023 (Audited) RMB'000</b>
Derivative financial assets		
Associates and joint ventures of the Group	<b>17,966</b>	3,128
Other major related parties	<b>6,368</b>	217,157
Derivative financial liabilities		
Associates and joint ventures of the Group	-	116
Other major related parties	<b>36,275</b>	20,590

## Section X Interim Condensed Consolidated Financial Statements

### 60 RELATED PARTY RELATIONSHIPS AND TRANSACTIONS *(continued)*

#### (d) Remuneration of Directors, Supervisors and senior management

Remuneration of Directors, Supervisors and senior management of the Group is as follows:

	Six months ended 30 June	
	2024 <i>(Unaudited)</i> RMB'000	2023 <i>(Unaudited)</i> RMB'000
Salaries, allowances and benefits	5,299	6,822
Discretionary bonuses	11,597	11,859
Pension scheme contributions and other social welfare	995	925
Restricted share incentive scheme	2,304	3,844
Total	<u>20,195</u>	<u>23,450</u>

### 61 FAIR VALUES OF FINANCIAL INSTRUMENTS

Fair value is the amount for which an asset could be exchanged, or a liability could be settled, between knowledgeable and willing parties in an arm's length transaction. Methods and assumptions below are used to estimate the fair value.

The Group uses the following hierarchy for determining and disclosing the fair values of financial instruments.

- Fair value is based on quoted prices (unadjusted) in active markets for identical assets or liabilities ("Level 1");
- Fair value is based on inputs other than quoted prices included within Level 1 that are observable for the asset or liability, either directly (i.e., as prices) or indirectly (i.e., derived from prices) ("Level 2"); and
- Fair value is based on inputs for the asset or liability that are not based on observable market data (unobservable inputs) ("Level 3").



## Section X Interim Condensed Consolidated Financial Statements

### 61 FAIR VALUES OF FINANCIAL INSTRUMENTS *(continued)*

**(a) Fair values of the financial assets and financial liabilities that are measured at fair value on a recurring basis:**

<b>Unaudited 30 June 2024</b>	<b>Level 1 RMB'000</b>	<b>Level 2 RMB'000</b>	<b>Level 3 RMB'000</b>	<b>Total RMB'000</b>
Financial assets at fair value				
through profit or loss				
At fair value through profit or loss				
– Debt securities	1,075,908	165,387,173	986,981	167,450,062
– Funds	43,695,582	26,930,097	5,795,227	76,420,906
– Equity securities	44,555,611	2,324,614	3,267,266	50,147,491
– Other investments	6,265,656	45,160,607	4,871,257	56,297,520
Debt instruments at fair value				
through other comprehensive income				
– Debt securities	–	73,995,070	–	73,995,070
Equity instrument at fair value				
through other comprehensive income				
– Equity securities	5,236,419	1,676	172,034	5,410,129
– Funds	11,448	365,493	–	376,941
Derivative financial assets	<u>1,174,822</u>	<u>12,546,653</u>	–	<u>13,721,475</u>
<b>Total</b>	<b><u>102,015,446</u></b>	<b><u>326,711,383</u></b>	<b><u>15,092,765</u></b>	<b><u>443,819,594</u></b>
Financial liabilities at fair value				
through profit or loss				
At fair value through profit or loss				
– Equity securities	751,318	–	–	751,318
– Debt securities	–	3,044,177	–	3,044,177
– Gold	–	104,083	–	104,083
Designated as at fair value through profit				
or loss				
– Debt securities	–	52,204,547	6,054,960	58,259,507
– Others	416,226	135,085	378,254	929,565
Derivative financial liabilities	<u>412,756</u>	<u>11,773,530</u>	–	<u>12,186,286</u>
<b>Total</b>	<b><u>1,580,300</u></b>	<b><u>67,261,422</u></b>	<b><u>6,433,214</u></b>	<b><u>75,274,936</u></b>

## Section X Interim Condensed Consolidated Financial Statements

### 61 FAIR VALUES OF FINANCIAL INSTRUMENTS (continued)

#### (a) Fair values of the financial assets and financial liabilities that are measured at fair value on a recurring basis: (continued)

Audited 31 December 2023	Level 1 RMB'000	Level 2 RMB'000	Level 3 RMB'000	Total RMB'000
Financial assets at fair value through profit or loss				
At fair value through profit or loss				
– Debt securities	2,009,104	154,548,047	992,293	157,549,444
– Funds	38,367,265	65,621,022	5,476,698	109,464,985
– Equity securities	59,424,607	6,558,214	3,189,504	69,172,325
– Other investments	1,626,440	29,129,843	5,631,203	36,387,486
Debt instruments at fair value through other comprehensive income				
– Debt securities	542,068	93,604,717	–	94,146,785
Equity Instruments at fair value through other comprehensive income				
– Equity securities	1,702,561	1,417	171,702	1,875,680
Derivative financial assets	<u>965,029</u>	<u>8,707,669</u>	<u>–</u>	<u>9,672,698</u>
<b>Total</b>	<b><u>104,637,074</u></b>	<b><u>358,170,929</u></b>	<b><u>15,461,400</u></b>	<b><u>478,269,403</u></b>
Financial liabilities at fair value through profit or loss				
At fair value through profit or loss				
– Equity securities	1,539,627	–	–	1,539,627
– Debt securities	–	1,470,697	–	1,470,697
– Others	–	142,270	–	142,270
Designated as at fair value through profit or loss				
– Debt securities	–	63,196,442	6,806,371	70,002,813
– Others	1,062,193	114,964	491,697	1,668,854
Derivative financial liabilities	<u>640,667</u>	<u>10,847,939</u>	<u>–</u>	<u>11,488,606</u>
<b>Total</b>	<b><u>3,242,487</u></b>	<b><u>75,772,312</u></b>	<b><u>7,298,068</u></b>	<b><u>86,312,867</u></b>

During the period/year mentioned above, there were no significant transfers of fair value measurements between Level 1 and Level 2.

## Section X Interim Condensed Consolidated Financial Statements

### 61 FAIR VALUES OF FINANCIAL INSTRUMENTS *(continued)*

#### (b) Valuation process and methods for specific investments

As at the end of the reporting period, the Group's valuation methods and assumptions are as follows:

##### Level 1

Fair value of financial investment is based on quoted prices (unadjusted) reflected in active markets for identical assets or liabilities.

##### Level 2

Fair value of financial investment is based on valuation techniques for which the lowest level input that is significant to the fair value measurement is observable, either directly or indirectly.

During the period, the Group held no changes on the valuation techniques for level 2.

##### Level 3

Fair value of financial investment is based on valuation techniques for which the lowest level input that is significant to the fair value measurement is unobservable. For certain unlisted equity securities and debt securities, the Group adopts the valuation techniques and quotation from counterparties' quotations or valuation techniques to determine the fair value. Valuation techniques include a discounted cash flow analysis, the market approach, etc. The fair value measurement of these financial instruments may involve unobservable inputs such as risk adjusted discount rate, liquidity discount, etc. Fair value change resulting from changes in the unobservable inputs was not significant. The Management periodically reviews all significant unobservable inputs and valuation adjustments used to measure the fair values of financial instruments in Level 3.

## Section X Interim Condensed Consolidated Financial Statements

### 61 FAIR VALUES OF FINANCIAL INSTRUMENTS (continued)

#### (c) Movements in Level 3 financial instruments measured at fair value:

	Period ended 30 June 2024		
	Financial assets at fair value through profit or loss <i>RMB'000</i>	Equity instruments at fair value through other comprehensive income <i>RMB'000</i>	Financial liabilities at fair value through profit or loss <i>RMB'000</i>
<b>Unaudited</b>			
As at 1 January 2024	15,289,698	171,702	(7,298,068)
(Losses)/gains for the period	(1,207,337)	-	789,216
Changes in fair value recognized in other comprehensive income	47,715	3,647	(37,835)
Additions	1,079,161	-	(11,122)
Transfers in	9,009	30	-
Transfers out	-	-	-
Decrease	(297,515)	(3,345)	124,595
As at 30 June 2024	<u>14,920,731</u>	<u>172,034</u>	<u>(6,433,214)</u>

	Year ended 31 December 2023		
	Financial assets at fair value through profit or loss <i>RMB'000</i>	Equity instruments at fair value through other comprehensive income <i>RMB'000</i>	Financial liabilities at fair value through profit or loss <i>RMB'000</i>
<b>Audited</b>			
As at 1 January 2023	15,798,945	246,313	(7,341,788)
Gains for the year	56,147	-	265,057
Changes in fair value recognized in other comprehensive income	107,259	(6,954)	(97,272)
Additions	638,175	186	(54,066)
Transfers in	118,161	-	(180,413)
Transfers out	(304,724)	(80)	-
Decrease	(1,124,265)	(67,763)	110,414
As at 31 December 2023	<u>15,289,698</u>	<u>171,702</u>	<u>(7,298,068)</u>

## Section X Interim Condensed Consolidated Financial Statements

### 61 FAIR VALUES OF FINANCIAL INSTRUMENTS (continued)

#### (d) Important unobservable input value in fair value measurement of Level 3

For financial instruments in Level 3, prices are determined using valuation techniques such as discounted cash flow models and other similar techniques. Categorization of fair value measured within Level 3 of the valuation hierarchy is generally based on the significance of the unobservable inputs to the overall fair value measurement. The following table presents the valuation techniques and inputs of major financial instruments in Level 3.

Financial assets/liabilities	Fair value <i>RMB'000</i>	Valuation technique(s) and key input(s)	Significant unobservable input(s)	Relationship of unobservable input(s) to fair value
Stocks/unlisted equity investments	2,210,295	Market approach	Discount for lack of marketability	The higher the discount, the lower the fair value
Stocks/unlisted equity investments	1,022,844	Recent transaction price	N/A	N/A
Stocks/unlisted equity investments	122,574	Discounted cash flow model	Risk adjusted discount rate	The higher the risk adjusted discounted rate, the lower the fair value
Stocks/unlisted equity investments	83,587	Net Asset Value	N/A	N/A
Debt investments	288,929	Recent transaction price	N/A	N/A
Debt investments	202,590	Market approach	Pricing multiples	The higher the pricing multiples, the higher the fair value
Debt investments	495,462	Income approach	Collateral Value	N/A
Unlisted funds	810,306	Market approach	Discount for lack of marketability	The higher the discount, the lower the fair value
Unlisted funds	4,240,378	Net Asset Value	N/A	N/A
Unlisted funds	716,438	Recent transaction price	N/A	N/A
Unlisted funds	28,105	Discounted cash flow model	Risk adjusted discount rate	The higher the risk adjusted discounted rate, the lower the fair value
Other investments	4,871,257	Net Asset Value	N/A	N/A
Financial liabilities	(338,886)	Market approach	Discount for lack of marketability	The higher the discount, the lower the fair value
Financial liabilities	(6,094,328)	Net Asset Value	N/A	N/A

The fair value of the financial instruments in level 3 is not significantly sensitive to a reasonable change in these unobservable inputs.

## Section X Interim Condensed Consolidated Financial Statements

### 61 FAIR VALUES OF FINANCIAL INSTRUMENTS *(continued)*

#### (e) Financial assets and liabilities not measured at fair value

As at 30 June 2024 and 31 December 2023, the carrying amounts of the Group's financial instruments carried at cost or amortized cost approximated to their fair values, except for debt investments at amortised cost and bonds payable, whose carrying amounts and fair values are summarized below:

	<b>As at 30 June 2024</b>				
	<b>Carrying amounts <i>RMB'000</i></b>	<b>Fair values <i>RMB'000</i></b>	<b>Level 1 <i>RMB'000</i></b>	<b>Level 2 <i>RMB'000</i></b>	<b>Level 3 <i>RMB'000</i></b>
Debt investments at amortised cost	<b>3,803,183</b>	<b>3,991,821</b>	-	<b>3,991,821</b>	-
Bonds payable	<b>131,514,661</b>	<b>134,718,030</b>	-	<b>134,718,030</b>	-
	<b>As at 31 December 2023</b>				
	<b>Carrying amounts <i>RMB'000</i></b>	<b>Fair values <i>RMB'000</i></b>	<b>Level 1 <i>RMB'000</i></b>	<b>Level 2 <i>RMB'000</i></b>	<b>Level 3 <i>RMB'000</i></b>
Debt investments at amortised cost	3,614,543	3,724,471	-	3,724,471	-
Bonds payable	134,025,543	135,563,842	6,286,081	129,277,761	-

## Section X Interim Condensed Consolidated Financial Statements

### 62 SHARE-BASED PAYMENTS

#### (a) Share-based payments of the Company

The Company carried out a Restricted Share Incentive Scheme of A Shares whereby the Company grant restricted A shares to the Incentive Participants in return for their services. Details of the scheme as at 30 June 2024 and 30 June 2023 are set out below:

	<b>Six months ended 30 June</b>	
	<b>2024</b>	2023
	<b>(Unaudited)</b>	<i>(Unaudited)</i>
	<b>Thousand</b>	<i>Thousand</i>
Outstanding at the beginning of the period	<b>60,165</b>	60,165
Granted during the period	-	-
Exercised during the period	<b>(27,704)</b>	-
Forfeited during the period	<b>(880)</b>	-
Expired during the period	-	-
	<hr/>	<hr/>
Outstanding at the end of the period	<b>31,581</b>	60,165
	<hr/>	<hr/>
Exercisable at the end of the period	<b>31,581</b>	60,165
	<hr/> <hr/>	<hr/> <hr/>

As at 30 June 2024, cumulative amount of RMB833,039 thousand was recognized within the capital reserve of the Company (31 December 2023: RMB805,803 thousand). The total expenses booked for the six months ended 30 June 2024 was RMB27,236 thousand (six months ended 30 June 2023: RMB74,182 thousand).

The fair value of services received in return for restricted share Incentive scheme is measured by reference to the fair value of shares. The estimate of the fair value of restricted shares granted is measured based on the closing price of shares at grant date.

## Section X Interim Condensed Consolidated Financial Statements

### 63 EVENTS AFTER THE REPORTING PERIOD

Other than those already disclosed elsewhere in the consolidated financial statements, significant events after the reporting period included the following events:

#### (a) Issuance of bonds

On 11 July 2024, the Company has publicly issued the 2nd batch of corporate bonds for the year 2024 to qualified investors. The bonds are of 25 months with a nominal amount of RMB2 billion, bearing interest at 2.07% per annum.

#### (b) Drawdown of medium term notes

From 30 June 2024 to the date of this report, GJIHL issued 2 medium-term notes with a total amount of USD60 million.

### 64 APPROVAL OF THE FINANCIAL STATEMENTS

The financial statements were approved and authorized for issue by the board of directors on 29 August 2024.

### 65 STANDARDS ISSUED BUT NOT YET EFFECTIVE

A number of new standards and amendments to standards are effective for annual periods beginning after 1 January 2024 and earlier application is permitted. The Group has not early adopted any of the forthcoming new or amended standards in preparing these condensed consolidated interim financial statements.



## Section XI Information Disclosure of Securities Company

### I. RELEVANT INFORMATION ABOUT SIGNIFICANT ADMINISTRATIVE PERMISSIONS FOR THE COMPANY

Applicable  Not applicable

No.	Date of Approval	Headings of approval	No. of approval
1	2024/1/29	Reply of China Securities Regulatory Commission on Approving the Registration of the Public Offering of Corporate Bonds by Guotai Junan Securities Co., Ltd. to Professional Investors (中國證券監督管理委員會關於同意國泰君安證券股份有限公司向專業投資者公開發行公司債券註冊的批覆)	Zheng Jian Xu Ke [2024] No. 160

### II. RESULT OF CLASSIFICATION OF THE COMPANY BY REGULATORY AUTHORITY

Applicable  Not applicable

#### Appendix I Business Qualifications for Each Individual Business

##### 1. Business Qualifications for Each Individual Business of the Company

No.	Approval Department	Qualification Name/Membership
1	The People's Bank of China	Interbank Borrowing Qualification (Yin Huo Zheng [2000] No. 122, Yin Zong Bu Han [2016] No. 22)  Participation of Gold Trading on Shanghai Gold Exchange as an Institutional Dealer (Yin Shi Huang Jin Bei [2014] No. 143)  Free Trade Accounting Business (August 2015)  Participating in Southbound Trading Link Business (December 2021)
2	CSRC and its local branches	Operation license of securities and futures businesses: securities brokerage; securities investment advisory; securities transaction and securities investment related financial advisory; securities underwriting and sponsorship; securities proprietary trading; margin financing and securities lending; agency sale of securities investment fund; agency sale of financial products; stock option market making; listed securities market making business (No. 9131000063159284XQ)  Online Agency Securities Trading (Zheng Jian Xin Xi Zi [2001] No. 3)  Agency Sale Business of Open-ended Securities Investment Fund (Zheng Jian Ji Jin Zi [2002] No. 31)

## Section XI Information Disclosure of Securities Company

### No. Approval Department Qualification Name/Membership

Provision of Intermediary Introduction Business for Futures Companies (Zheng Jian Xu Ke [2008] No. 124, Hu Zheng Jian Ji Gou Zi [2010] No. 103)

Participating in Stock Index Futures Transaction (Hu Zheng Jian Ji Gou Zi [2010] No. 253)

Bond-pledged Quotation and Repurchase Business (Ji Gou Bu Bu Han [2011] No. 573, Shang Zheng Han [2013] No. 257)

Agreed Repurchase Securities Trading Business (Ji Gou Bu Bu Han [2012] No. 250)

Integrated Financial Services (Ji Gou Bu Bu Han [2012] No. 555)

Margin Financing and Securities Lending Business (Zheng Jian Xu Ke [2013] No. 311)

Agency Sale of Financial Products (Hu Zheng Jian Ji Gou Zi [2013] No. 56)

Pilot of Agency Services for Gold and Other Precious Metal Spot Contracts and Proprietary Business for Gold Spot Contracts (Ji Gou Bu Bu Han [2014] No. 121)

Qualification for Securities Investment Fund Custody Business (Zheng Jian Xu Ke [2014] No. 511)

Foreign Exchange Business such as Proprietary Foreign Exchange Trading and Foreign Exchange Settlement and Sale on behalf of Customers, Proprietary Foreign Exchange Trading and Foreign Exchange Trading on behalf of Customers (Zheng Quan Ji Jin Ji Gou Jian Guan Bu Bu Han [2014] No. 1614)

Stock Options Market Making Business (Zheng Jian Xu Ke [2015] No. 154)

Proprietary Participation in Carbon Emissions Trading (Ji Gou Bu Han [2015] No. 862)

Conducting Cross-border Business at Pilot (Ji Gou Bu Han [2017] No. 3002)

Qualification for First-class Dealer for Over-the-counter Options (Ji Gou Bu Han [2018] No. 1789)

Qualifications to Conduct Credit Derivative Business (Ji Gou Bu Han [2018] No. 2545)

Stock Index Options Market Making Business (Zheng Jian Hui Ji Gou Bu Han [2019] No. 3066)

Conducting Fund Investment Advisory Business at Pilot (Ji Gou Bu Han [2020] No. 385)

## Section XI Information Disclosure of Securities Company

No.	Approval Department	Qualification Name/Membership
		Account Management Function Optimization Pilot Business (Ji Gou Bu Han [2021] No. 3750)
		Treasury Futures Market Making Business (Ji Gou Bu Han [2021] No. 4029)
		Listed Securities Market Making Business (Zheng Jian Xu Ke [2022] No. 2453)
		Individual Pension Fund Sales Agency (November 2022)
3	SAC	Qualification for Participating in Related Innovation Activities (February 2005)
		Pilot of Underwriting Business of SME Private Placement Bonds (Zhong Zheng Xie Han [2012] No. 378)
		OTC Trading Business (Zhong Zheng Xie Han [2012] No. 825)
		Financial Derivatives Business (Zhong Zheng Xie Han [2013] No. 1224)
4	China Securities Depository and Clearing Corporation Limited	Agency Registration Business (April 2002)
		Clearing Participant (Zhong Guo Jie Suan Han Zi [2006] No. 67)
		Class A Clearing Participant (Zhong Guo Jie Suan Han Zi [2008] No. 24)
		Qualified Institution Establishment for Credit Protection Bond Pledge Repo Business (Zhong Guo Jie Suan Han Zi [2021] No. 200)
5	China Securities Finance Corporation Limited	Pilot Margin and Securities Refinancing Business (Zhong Zheng Jin Han [2012] No. 116)
		Pilot Securities Refinancing Business (Zhong Zheng Jin Han [2013] No. 45)
		Science and Technology Innovation Board Securities Refinancing Business (Zhong Zheng Jin Han [2019] No. 130)
		Science and Technology Innovation Board Market Making and Bond Lending Business (Zhong Zheng Jin Han [2022] No. 272)
6	Shanghai Stock Exchange/Shenzhen Stock Exchange	Treasury Bonds Outright Repo Business (December 2004)
		Carrying out the Business of "SSE Fund Connect (上證基金通)" (July 2005)
		First-class Dealer for SSE 180 Trading Open-ended Index Securities Investment Fund (March 2006)

## Section XI Information Disclosure of Securities Company

### No. Approval Department Qualification Name/Membership

Trader of Integrated Electronic Platform for Fixed Income Securities (Shang Zheng Hui Han [2007] No. 90)

Qualified Investor of Block Trade System (No. A00001)

Stock Pledge Repo Business (Shang Zheng Hui Zi [2013] No. 64, Shen Zheng Hui [2013] No. 58)

Financing Business Pilot for Exercise of Options under Share Options Incentive Schemes of Listed Companies (Shen Zheng Han [2015] No. 15)

Participant for Trading of Stock Options (Shang Zheng Han [2015] No. 66)

SSE 50ETF Options Market Maker (Shang Zheng Han [2015] No. 212, Shang Zheng Gong Gao [2015] No. 4)

Southbound Business (Shang Zheng Han [2014] No. 654, Shen Zheng Hui [2016] No. 326)

Core Dealer of Credit Protection Contract (Shang Zheng Han [2019] No. 205)

Business Qualification as Lead Market Maker of Listed Funds (Shang Zheng Han [2019] No. 1288)

Credit Protection Certificate Creation Agency (Shang Zheng Han [2019] No. 2253)

Stock Option Business (Shen Zheng Hui [2019] No. 470)

CSI 300ETF Options Lead Market Maker (Shang Zheng Han [2019] No. 2303, Shen Zheng Hui [2019] No. 483)

CSI 500 ETF Options Lead Market Maker (Shang Zheng Han [2022] No. 1626, Shen Zheng Hui [2022] No. 313)

SSE Fund Connect Platform Market Maker (February 2022)

GEM ETF Options Lead Market Maker (Shen Zheng Hui [2022] No. 313)

SZSE 100ETF Options Lead Market Maker (Shen Zheng Hui [2022] No. 421)

SSE Bonds Lead Market Maker, SZSE Bonds Lead Market Maker (February 2023)

China AMC STAR 50ETF Options Lead Market Maker (Shang Zheng Gong Gao [2023] No. 25)

## Section XI Information Disclosure of Securities Company

No.	Approval Department	Qualification Name/Membership
		E FUND STAR 50ETF Options Lead Market Maker (Shang Zheng Gong Gao [2023] No. 26)
		Qualification of SZSE Fund Liquidity Service Provider (2023)
7	State Administration of Foreign Exchange	Securities Brokerage and Underwriting Business of Foreign Currency (Hui Zi Zi No. SC201221)
		Transactions of Spot Sale and Purchase of Foreign Exchange, RMB and Foreign Exchange Related Derivative Business and Qualified Domestic Institutional Investor for Sale and Purchase of Foreign Exchange (Hui Fu [2014] No. 325)
		Businesses, such as Quanto Product Settlement and Sale, Foreign Exchange Settlement and Sale for QFII Custody Customer, Foreign Exchange Trading on behalf of Customers (Hui Zong Bian Han [2016] No. 505)
		Handling the Sale and Purchase of Foreign Exchange for the customers engaging in cross-border investment and financing transactions (Hui Zong Bian Han [2020] No. 469)
		Pilot Business for Sale and Purchase of Foreign Exchange on Behalf of Customers (Hui Zi Bian Han [2021] No. 238)
8	National Association of Financial Market Institutional Investors	Main Underwriting Business of Debt Financing Instruments for Non-Financial Businesses (Announcement of National Association of Financial Market Institutional Investors [2012] No. 19)
		Core Dealer of Credit Risk Mitigation Instruments (December 2016)
		Creator of Credit Risk Mitigation Warrants (2017)
		Creator of Credit-linked Notes (2017)
		Independently carrying out the Main Underwriting Business of Debt Financing Instruments for Non-Financial Businesses (Zhong Shi Xie Fa [2022] No. 155)
9	Shanghai Gold Exchange	Special Membership (Certificate No. T002)
		Qualification for International Membership (Class A) (Certificate No. IM0046)

## Section XI Information Disclosure of Securities Company

No.	Approval Department	Qualification Name/Membership
		Qualification for Proprietary Gold Trading (Shang Jin Jiao Fa [2013] No. 107)
		Interbank Gold Price Inquiries Business (Shang Jin Jiao Fa [2014] No. 114)
		Pilot Member of Implied Volatility Curve Quotation Group for Gold Inquiry Options (November 2017)
10	National Equities Exchange and Quotations	Sponsoring Broker-dealers Market Making Business (Gu Zhuan Xi Tong Han [2013] No. 58, [2014] No. 706)
11	China Foreign Exchange Trading Center	China Interbank FX Market Membership (Zhong Hui Jiao Fa [2015] No. 3)
		China Interbank FX Market Derivatives Membership (Zhong Hui Jiao Fa [2015] No. 59)
		Northbound Trading Link Business under "Bond Connect" (July 2017)
		Inter-bank Foreign Currency Market Membership (Zhong Hui Jiao Fa [2018] No. 412)
		Interbank Interest Rate Exchange Fixing (Closing) Curve Quote Agency (November 2019)
		Inter-Bank Bond Market Spot Bond Market Maker (Comprehensive Type) (March 2021)
		Pilot Institution for Automated Market-making Services in the Inter-Bank Bond Market (November 2021)
		Interest Rate Swap Exclusive Market Maker (November 2022)
		"Northbound Swap Connect" Dealer (May 2023)
12	Interbank Market Clearing House Company Limited	Central Clearing Transaction of Shipping and Commodities Derivatives (Zhun Zi [2015] No. 016 for Membership of Clearing House)
		Business of Liquidation Agency of RMB Interest Rate Swap (2018 Bian Han No. 8, Qing Suan Suo Fa [2018] No. 30)
		Business of Central Clearing for Credit Default Swap (2018 Bian Han No. 29)

## Section XI Information Disclosure of Securities Company

No.	Approval Department	Qualification Name/Membership
		Comprehensive Clearing Member for the Business of Central Clearing of Standard Bond Forwards (Qing Suan Suo Fa [2018] No. 193)
		General Clearing Member of Credit Default Swap Centralized Clearing Business (2021 Bian Han No. 183)
		Qualification for Comprehensive Liquidation Business of Net Bonds of Shanghai Clearing House (Business Letter [2023] No. MS16)
13	Shanghai Futures Exchange	Physical Delivery Business (September 2021)
14	Shanghai International Energy Exchange	Crude Oil Futures Market Maker (October 2018)
		Physical Delivery Business (September 2021)
15	Asset Management Association of China	Filing Certification of Private Equity Outsourcing Institutions (Filing No. A00005)
16	China Financial Futures Exchange	CSI 300 Stock Index Options Market Maker (December 2019)
		Treasury Bonds Futures Market Maker (January 2022)
		CSI 1000 Stock Index Options Market Maker (July 2022)
		SSE 50 Stock Index Options Market Maker (December 2022)
17	Shanghai Commercial Paper Exchange Corporation Ltd	Access into the Chinese commercial paper trading system (July 2020)

## Section XI Information Disclosure of Securities Company

### 2. Individual Business Qualifications of the Controlled Subsidiaries

No.	Name of subsidiary	Qualification Name/Membership
1	Hong Kong Subsidiaries	Issued by the Securities and Futures Commission of Hong Kong  Type 1 (dealing in securities) (1 April 2003)  Type 2 (dealing in futures contracts) (1 April 2003)  Type 3 (leveraged foreign exchange trading) (21 October 2010)  Type 4 (advising on securities) (1 April 2003)  Type 5 (advising on futures contracts) (26 November 2010)  Type 6 (advising on corporate finance) (1 April 2003)  Type 9 (asset management) (1 April 2003)  Custodian of open-ended fund companies (30 June 2022)  Issued by The Stock Exchange of Hong Kong Limited  Exchange Trading Right Certificate (July 2000)  Exchange Participant Certificate (13 August 2001)  China Connect Exchange Participant (10 November 2014)  Hong Kong Options Market Maker (2 October 2019)  Issuer of Structured Products Listed in Hong Kong (31 October 2019)  SPAC Exchange Participant (17 March 2022)  Options Market Product Trading Rights (25 April 2022)  HKD-RMB Dual Counter Maker (19 June 2023)



## Section XI Information Disclosure of Securities Company

No.	Name of subsidiary	Qualification Name/Membership
		Issued by Hong Kong Securities Clearing Company Limited
		Direct Clearing Participant, China Connect Clearing Participant (10 November 2014)
		Issued by Hong Kong Futures Exchange Limited
		Exchange Participant Certificate and Exchange Trading Right Certificate (6 March 2000)
		Futures Dealer (11 April 2022)
		Issued by HKFE Clearing Corporation Limited
		Participant Certificate of Future Clearing Company (6 March 2000)
		Issued by the Hong Kong Mandatory Provident Fund Schemes Authority
		Principal Intermediary Qualification (20 December 2012)
		Issued by Insurance Authority
		General and long-term business (including related long-term insurance membership) (23 September 2019)
		Issued by the People's Bank of China and Hong Kong Monetary Authority
		"Northbound Swap Connect" Overseas Institutional Investors (15 May 2023)
		"Southbound Trading Link" Market Maker (22 September 2023)
		Issued by China Securities Regulatory Commission
		Qualified Overseas Institutional Investors (21 February 2013)
		Permit for Securities and Futures Operation Business (December 2017)
		Issued by the Shanghai headquarters of the People's Bank of China
		"Bond Connect" Overseas Investors Business (2017)

## Section XI Information Disclosure of Securities Company

No.	Name of subsidiary	Qualification Name/Membership
		Issued by Shanghai Gold Exchange
		International Membership (Class B) Qualification (2020)
		Issued by Monetary Authority of Singapore
		Capital markets services license- Capital Market Products Trading- Securities (13 February 2018)
		Capital Markets Services License-Fund Management (7 July 2020)
		Financial Adviser Exemption Qualification-Investment Products- Securities (18 April 2023)
		Capital Markets Products Trading- Collective Investment Scheme (20 September 2023)
		Financial Advisor Exemption Qualification-Investment Products- Collective Investment Scheme (16 January 2024)
		Issued by State Securities Regulatory Commission of Vietnam
		Securities Brokerage License (28 August 2007)
		Proprietary Trading License (28 August 2007)
		Securities Investment Advisory License (28 August 2007)
		Securities Depository Service License (28 August 2007)
		Securities Underwriting Service License (22 November 2021)
		Public Fund Distribution License (8 August 2023)
		Approved by Monetary Authority of Macao
		Provision of securities trading, wealth management and financing services arising from investment in financial instruments (7 March 2023)
		Issued by United Kingdom Financial Conduct Authority (FCA)
		License of Investment Company (7 December 2023)

## Section XI Information Disclosure of Securities Company

No.	Name of subsidiary	Qualification Name/Membership
2	Guotai Junan Asset Management	<p>Operation permit of securities business: securities asset management business. (No. 10278001)</p> <p>Qualified Domestic Institutional Investor Participating in Administration of Overseas Securities Investment (Zheng Jian Ji Gou Zi [2010] No. 631)</p> <p>Asset Management Business Participating in the Trading of Stock Index Futures (Hu Zheng Jian Ji Gou Zi [2011] No. 38)</p> <p>Pilot of Cash Management Products (Zheng Jian Xu Ke [2012] No. 828)</p> <p>Qualification for Publicly Offered Securities Investment Fund Management Business (Zheng Jian Xu Ke [2020] No. 3681)</p>
3	Guotai Junan Futures and its subsidiaries	<p>Permit for Securities and Futures Operation Business (No. 91310000100020711)</p> <p>Comprehensive Settlement Business for Financial Futures (Zheng Jian Qi Huo Zi [2007] No. 148)</p> <p>Qualification for Futures Investment Consulting Business (Zheng Jian Xu Ke [2011] No. 1449)</p> <p>Asset Management Business (Zheng Jian Xu Ke [2012] No. 1506)</p> <p>Financing Contracts Services, Basis Trading, Cooperation, Hedge Pricing Services (Zhong Qi Xie Bei Zi [2015] No. 67)</p> <p>Membership Qualification of Shanghai International Energy Exchange (Shang Neng Pi Fu [2017] No. 105)</p> <p>Participant for Trading of SSE Stock Options (Shang Zheng Han [2018] No. 63)</p> <p>Market Making Business (Zhong Qi Xie Bei Zi [2018] No. 41)</p> <p>Individual Stock Over-the-counter Derivatives Business (August 2018)</p> <p>Commodity Exchange Business (Da Shang Suo Fa [2018] No. 494)</p>

## Section XI Information Disclosure of Securities Company

No.	Name of subsidiary	Qualification Name/Membership
		Stock Options Business (Shen Zheng Han [2019] No. 722)
		Gold Futures Market Makers (2018)
		Corn Options Market Maker, No. 20 Rubber Futures Market Maker, Tin Futures Market Maker, PTA Options Market Maker, Methanol Options Market Maker (2019)
		Styrene Futures Market Maker, Linear Low Density Polyethylene Options Market Maker, Polyvinyl Chloride Options Market Maker, Polypropylene Options Market Maker, Deformed Steel Bar Futures Market Maker, Natural Rubber Futures Market Maker, Soy Oil Futures Market Maker, Palm Oil Futures Market Maker, Japonica Rice Futures Market Maker, Low Sulphur Fuel Oil Futures Market Maker, International Copper Futures Market Maker, Soybean Meal Futures Market Maker (2020)
		Hot Rolled Coil Futures Market Maker, Crude Oil Options Market Maker, Iron Ore Futures Market Maker, Corn Futures Market Maker (2021)
		Crude Oil Futures Market Maker, Nickel Futures Market Maker, SZSE CSI 500ETF Options General Market Maker, SZSE 100ETF Options General Market Maker, SZSE GEM ETF Options General Market Maker, 2, 5, 10-Year Treasury Bond Futures General Market Maker, Hog Futures Market Maker, Egg Futures Market Maker, Industrial Silicon Futures Market Maker, Deformed Steel Bar Futures Market Maker (2022)
		Soda Ash Option Market Maker, Short Fiber Options Market Maker, Paraxylene Options Market Maker, Lithium Carbonate Options Market Maker, Fuel Oil Futures Market Maker, 30-Year Treasury Bond Futures General Market Maker, SSE CSI 500ETF Options Lead Market Maker, SSE CSI 300ETF Options Lead Market Maker, SSE 50ETF Options General Market Maker, SZSE CSI 300ETF Options Lead Market Maker, CICC CSI 300 Stock Index Options General Market Maker, CICC CSI 1000 Stock Index Options General Market Maker (2023)
		Capital Markets Services (CMS) license issued by Monetary Authority of Singapore (25 November 2022)
		Derivatives Trading and Clearing Members of Singapore Exchange (SGX) (6 September 2023)

## Section XI Information Disclosure of Securities Company

No.	Name of subsidiary	Qualification Name/Membership
4	HuaAn Funds and its subsidiaries	<p>Permit for Securities and Futures Operation Business (No. 91310000630888761K)</p> <p>Qualified Domestic Institutional Investors (QDII) (Zheng Jian Ji Jin Zi [2007] No. 250)</p> <p>Business Qualification for Management of Assets of Specific Clients (Zheng Jian Xu Ke [2008] No. 304)</p> <p>Pilot Business for Publicly Offered Funds Investment Consultation (Ji Gou Bu Han [2021] No. 1707)</p> <p>Qualifications for Fund Subsidiaries to Engage in Asset Management Business for Specific Clients (91310000080024263K)</p> <p>Issued by Hong Kong Securities and Futures Commission</p> <p>Type 1 license (dealing in securities) (19 January 2022)</p> <p>Type 4 license (advising on securities) (1 December 2010)</p> <p>Type 9 license (asset management) (1 December 2010)</p> <p>RMB Qualified Foreign Institutional Investor (RQFII) (Zheng Jian Xu Ke [2011] No. 2050)</p> <p>Qualification for Investment and Consultation of Stocks in Hong Kong (Institution filing code: H21007)</p>
5	Guotai Junan Innovation Investment	Qualification for Private Equity Fund Manager (No. PT2600011780)